



WASHINGTON STATE

2010-11 MEN'S BASKETBALL

GAME 28 • FEB. 27 • 7 P.M. PT • AT WASHINGTON • ALASKA AIRLINES ARENA • SEATTLE • FSN

Cougar Men's Basketball
Game Notes
Feb. 27, 2011

2010-11 SCHEDULE/RESULTS

Nov. 13	SOUTHERN	W, 86-47
Nov. 16	IDAHO	W, 88-71
Nov. 23	vs. Portland^ (FSN NW)	W, 84-68
Nov. 26	at Fresno State	W, 66-55
Nov. 30	SACRAMENTO STATE	W, 84-36
Dec. 3	No. 5 KANSAS STATE& (FSN)	L, 58-63
Dec. 8	GONZAGA (FSN)	W, 81-59
Dec. 10	vs. Texas-Pan American!	W, 74-52
Dec. 19	at Santa Clara	W, 85-79 (OT)
Dec. 22	vs. Mississippi State\$ (ESPNU)	W, 83-57
Dec. 23	vs. No. 15 Baylor (ESPNU)	W, 77-71
Dec. 25	vs. Butler (ESPN2)	L, 68-84
Dec. 29	at UCLA* (FSN)	L, 71-80
Dec. 31	at USC* (FSN NW)	L, 56-60
Jan. 6	OREGON STATE*	W, 84-70
Jan. 8	OREGON* (FSN NW)	W, 77-63
Jan. 13	at California*	L, 81-88 (OT)
Jan. 15	at Stanford*	W, 61-58
Jan. 20	ARIZONA STATE* (Webcast)	W, 78-61
Jan. 22	ARIZONA* (FSN NW)	L, 63-65
Jan. 30	No. 18 WASHINGTON* (FSN)	W, 87-80
Feb. 3	at Oregon* (OSN)	L, 43-69
Feb. 5	at Oregon State* (FSN NW)	W, 61-55
Feb. 10	STANFORD* (Webcast)	L, 62-75
Feb. 12	CALIFORNIA* (Webcast)	W, 75-71
Feb. 17	at No. 12 Arizona* (FSN)	L, 79-70
Feb. 19	at Arizona State* (FSN NW)	L, 71-69
Feb. 27	at Washington* (FSN)	7 p.m.
March 3	USC* (Webcast)	7 p.m.
March 5	UCLA* (FSN)	2:30 p.m.
March 9-12	Pac-10 Tournament (FSN/CBS)	TBA

^ - Cougar Hardwood Classic at KeyArena at Seattle

& - Big 12/Pac-10 Hardwood Series

! - Played at Spokane Arena at Spokane, Wash.

\$ - Diamond Head Classic (Honolulu)

* - Pac-10 Game

% - Pac-10 Tournament Played at Staples Center

Home games in BOLD

Washington State University Athletic Media Relations

Contact: Jessica Schmick • Work: 509-335-0255 • Cell: 509-781-0550 • jessica_schmick@wsu.edu

Student Assistant: Casey Johnson • Cell: 360-713-8770 • cj1789@wsu.edu

www.wsucougars.com



WASHINGTON STATE (17-10, 7-8) AT WASHINGTON (19-8, 10-5)

WSU	CATEGORY	UW
Pullman, Wash.	Location	Seattle
25,135	Enrollment	42,000
Pacific-10	Conference	Pacific-10
Cougars	Nickname	Huskies
Ken Bone	Head Coach	Lorenzo Romar
34-24 (2nd)	Coach's Record at School (Season)	190-99 (9th)
368-190 (19th) / 110-73 (6th)	Coach's Career Record (Season)	283-187 (15th)
17-10	Overall Record	19-8
7-8	Conference Record	10-5
NR	National Ranking (AP/ESPN-USA Today)	NR
73.0	Points Per Game	86.0
66.2	Points Allowed Per Game	70.6
+6.9	Average Scoring Margin	+15.4
34.5	Rebounds Per Game	39.6
36.0	Rebounds Allowed Per Game	34.4
-1.6	Average Rebound Margin	+5.1
.461	Field Goal Percentage	.483
.394	Field Goal Percentage Defense	.417
.358	3-Point Field Goal Percentage	.381
.320	3-Point Field Goal Pct. Defense	.329
.690	Free-Throw Percentage	.662
13.7	Assists Per Game	17.9
13.0	Turnovers Per Game	12.6
15.2	Turnovers Forced Per Game	15.4
1.1	Assist/Turnover Ratio	1.4
3.8	Blocks Per Game	5.7
7.2	Steals Per Game	7.0

Series Information

Washington leads 171-99 (WSU Streak +1)

At WSU: UW leads 71-62 (1-0 WSU in Spokane)

At UW: UW leads 99-34

Neutral Site: WSU leads 2-1

Last WSU home win: 87-80, Jan. 30, 2011

Last UW road win: 59-52, Feb. 27, 2010

Last WSU road win: 56-52, Jan. 5, 2008

Last UW home win: 92-64, Jan. 30, 2010

Largest WSU margin of victory: 28 points (75-47), Jan. 20, 2007 (Pullman)

Largest WSU margin of defeat: 36 points (40-76), Feb. 11, 1955 (Seattle)

Most points scored:

WSU: 98 (98-76), March 1, 2003 (Pullman)

UW: 103 (92-103), Feb. 4, 1972 (Seattle); (70-103),

Feb. 1, 1975 (Pullman)

Fewest points scored:

WSU: 7 (7-38), Feb. 7, 1912 (Pullman)

UW: 13 (9-13), Feb. 16, 1910 (Pullman)

First meeting: UW defeated WSU, 13-9, Feb. 16, 1910 at Pullman

Last meeting: WSU defeated UW, 87-80, Jan. 30, 2011 at Pullman

BROADCAST INFORMATION

TV: FSN NW

Play-by-Play: Barry Tompkins

Color Analyst: Marques Johnson

Radio: Cougar IMG College Radio Network

Play-by-Play: Bud Nameck

GameTracker: www.wsucougars.com

Bellingham	KPUG-AM 1170
Centralia	KMNT-FM 104.3
Colville	KCVL-AM 1240
Everett	KRKO-AM 1380
Lewiston	KCLK-AM 1430
Moses Lake	KBSN-AM 1470
Mt. Vernon	KAPS-AM 660
Moscow	KCLX-AM 1450
Portland	KKPZ-AM 1330
Pullman	KQQQ-AM 1150
Seattle	KKOL-AM 1300
Spokane	KXLY-AM 920
Tacoma	KHHO-AM 850
Tri-Cities	KONA-AM 610
Walla Walla	KGDC-AM 1320
Wenatchee	KKRT-900 AM
Internet	wsucougars.com
XM Satellite Radio	
Telephone Teamline	1-800-846-4700

Starters Last Time Out

Washington State

No.	Name	Pos.	Ht.	Wt.	Yr.	ppg	Other
12	Brock Motum	F	6-10	230	So.	7.2	.618 fg pct
23	DeAngelo Casto	F	6-8	255	Jr.	11.3	1.7 bpg
31	Abe Lodwick	F	6-7	208	Jr.*	3.0	4.0 rpg
0	Marcus Capers	G	6-4	185	Jr.	6.5	4.6 rpg
3	Reggie Moore	G	6-1	180	So.	9.7	3.7 apg

Key Reserves

1	Klay Thompson	G	6-6	202	Jr.	21.2	5.2 rpg
11	Faisal Aden	G	6-4	185	Jr.	12.9	1.5 spg
25	Dre' Winston, Jr.	G	6-1	166	Fr.	0.6	0.6 rpg
44	Patrick Simon	F	6-8	214	Fr.	3.7	.727 ft pct

Washington

No.	Name	Pos.	Ht.	Wt.	Yr.	ppg	Other
11	Bryan-Amaning	F	6-9	240	Sr.	16.6	8.2 rpg
22	Justin Holiday	F	6-6	185	Sr.	11.9	1.3 spg
44	Darnell Gant	F	6-8	225	Jr.*	5.3	.406 fg pct
1	Venoy Overton	G	6-0	185	Sr.	5.5	1.3 spg
2	Isaiah Thomas	G	5-9	185	Jr.	16.7	5.8 apg

Key Reserves

5	Aziz N'Diaye	C	7-0	260	So.	4.9	5.7 rpg
15	Scott Suggs	G	6-6	195	Jr.	7.3	.727 ft pct
23	C.J. Wilcox	G	6-5	190	Fr.*	7.2	2.1 rpg
31	Terrence Ross	G	6-6	190	Fr.	7.7	.727 ft pct



WSU HEADS ACROSS STATE TO TAKE ON UW: Washington State men's basketball (17-10, 7-8) looks to snap its two-game losing streak as it heads to Seattle to take on Washington (19-8, 10-5), Sunday, Feb. 27 at 7 p.m. The game will be televised on FSN.

ABOUT THE COUGS:

- Washington State is currently 17-10 overall and is tied for sixth place in the Pac-10 with a 7-8 league mark....WSU is a half game out of fourth place, which USC and Oregon are tied at with 7-7 marks.
- WSU is 4-6 on the road this season and 2-6 in Pac-10 play on the road this year...WSU has lost three of its last four Pac-10 road games and it's last road win came Feb. 5 at Oregon State.
- Klay Thompson leads the Cougars this season with 21.2 points per game, leading the league, while ranking 13th in the nation.
- Thompson also ranks in the league's top-five in 3-point field goals made, free throw percentage, assists and steals.
- First year player, junior college transfer, Faisal Aden is second on the team and 15th in the Pac-10 with 13.3 points per game...he's missed two games this season.
- DeAngelo Casto is the third Cougar in double figures with 11.4 points per game (20th in Pac-10) while leading the team with 6.4 rebounds per game (11th in the Pac-10)...he also leads the team and is third in the league with 1.6 blocks a game.
- Point guard Reggie Moore, who missed the Cougars' first five games with a left wrist injury, and the game at Stanford due to a suspension, is adding 9.8 points per game, along with 3.6 assists (ninth in the Pac-10).

AGAINST THE HUSKIES:

- Washington State trails the all-time series to Washington, 171-99, and trails 99-34 at UW.
- The Huskies have won four of the last five meetings, as WSU snapped a four-game losing streak against UW earlier this season.
- Prior to UW's win Jan. 3, 2009, WSU had won seven-straight over the Dawgs, including three games at Seattle.
- The last time either team did not sweep the season series was the 2002-03 season in which each team won on its home court.
- Last year UW swept the season series with a 59-52 victory at Pullman Feb. 27 and a 92-64 win at Seattle Jan. 30.

- The Cougars defeated the Huskies, who were then ranked 18th in the country, 87-80, in the first meeting this season, Jan. 30 at Pullman.
- The win was WSU's first over UW since March 8, 2008...first win against the Huskies for every member of the team (Lodwick and Enquist redshirted during the 2007-08 season).
- Ken Bone got his first career win over the Huskies, 1-6 overall and 1-2 with the Cougars.
- The win is WSU's second over a ranked opponent this season, defeated No. 15 Baylor Dec. 23...Cougars are 2-2 against teams ranked in the Associated Press Top-25 this season and 8-15 all-time against ranked Husky teams.
- Cougars' 13 steals tie for their second-most this season...Huskies had a season-high 24 turnovers.
- Reggie Moore scored a season-high 18 points...went 9-for-10 from the free throw line...added five assists in 36 minutes.
- WSU scored a season Pac-10 most 87 points...previous was 84 against Oregon State...season high is 88 points against Idaho.
- Washington State's 45 first half points are its second highest first half total of the season (scored 48 against Portland)...highest in Pac-10 play.

THOMPSON AGAINST THE DAWGS:

- Prior to this season, Klay Thompson was averaging 7.3 points per game and 2.3 turnovers per game against the Huskies...he scored 29 points in his first four games against UW.
- In the first game this season, Jan. 30, with 25 points, Thompson scored more than double what he scored in both games against Washington last season (12) and four points shy of his four-game total (29).
- Thompson also shot just .212 (10-for-47) from the field in his first four games against the Huskies and .250 (5-for-20) from beyond 3-point range.
- In the first meeting this season, Thompson shot .500 (9-for-18) from the field and .500 from 3-point range (3-for-6)...he also had five steals in the game.

THOMPSON BECOMES THIRD LEADING SCORER:

- With 22 points at Oregon last season, Klay Thompson surpassed the 1,000-point for his career...he finished the season with 1,023 points.
- He now has 1,596 points and currently is third on the Cougars' all-time scoring list...he scored 30 points at Arizona (Feb. 17) to pass Don Collins who has 1,563 points.

COACHING STAFF

Head Coach:..... Ken Bone, Second season
Alma Mater:.....Seattle Pacific, 1983
Assistant Coaches:
.....Curtis Allen (Washington, 2005)
.....Jeff Hironaka (Eastern Oregon, 1980)
.....Ben Johnson (Wisconsin-Green Bay, 1992)
Coordinator of Basketball Operations:.....
.....Jared Barrett (Eastern Oregon, 1998)
Operations Assistant:
.....Tim Marrion (Washington State, 2006)

PRONUNCIATION GUIDE

Faisal Aden Fays-UHL Aid-in
Steven Bjornstad Be-YORN-stad
Marcus Capers CAPE-ers
Will Dilorio De-Oreo
Dexter Kernich-Drew Ker-nick

ATHLETIC MEDIA RELATIONS

Asst. Director/MBB Contact: Jessica Schmick
Office Phone: (509) 335-0255
Cell Phone: (509) 781-0550
E-Mail: jessica_schmick@wsu.edu
Student Asst./Secondary Contact Casey Johnson
Cell Phone: 360-713-8770
E-Mail: cj1789@wsu.edu
Director: Bill Stevens
Assistant Directors: Linda Chalich, Craig Lawson
..... Jessica Schmick, TBA
SID Address: Bohler Athletic Complex 195
..... Pullman, WA 99164-1602
SID Fax: (509) 335-0267
Website: www.wsucougars.com

NLI EARLY SIGNING PERIOD

DaVonte' Lacy (6-4, 200, G)
Tacoma, Wash./Curtis HS

Greg Sequele (6-8, 225, F)
Los Angeles/Ribet Academy

2010-11 WASHINGTON STATE ROSTER

No.	Name	Pos.	Ht.	Wt.	Yr.	Exp.	Hometown (Last School)
0	Marcus Capers	G	6-4	185	JR	2V	Winter Haven, Fla. (Montverde Academy)
1	Klay Thompson	G	6-6	202	JR	2V	Ladera Ranch, Calif. (Santa Margarita Catholic HS)
2	Mike Ladd	G	6-5	190	JR^	TR	Seattle, Wash. (Fresno State)
3	Reggie Moore	G	6-1	180	SO	1V	Seattle, Wash. (Brewster Academy-N.H.)
5	Will Dilorio	G	6-5	188	FR	HS	Bainbridge Island, Wash. (Bainbridge HS)
11	Faisal Aden	G	6-4	185	JR	TR	San Diego, Calif. (Hillborough CC)
12	Brock Motum	F	6-10	230	SO	1V	Brisbane, Australia (Australia Institute of Sport)
13	Steven Bjornstad	C	6-11	240	SO	1V	Vancouver, Wash. (Columbia River HS)
15	Chris McNamara	C	6-10	277	JR	TR	Leeds, England (Bellevue CC)
22	Ben Loewen	G	6-0	172	JR*	1V	Spokane, Wash. (Whitworth University)
23	DeAngelo Casto	F	6-8	255	JR	2V	Spokane, Wash. (Ferris HS)
24	Dexter Kernich-Drew	G	6-6	180	FR	HS	Melbourne, Australia (Caulfield Grammar)
25	Dre' Winston, Jr.	G	6-1	166	FR	HS	Lakewood, Wash. (Lakes HS)
31	Abe Lodwick	G/F	6-7	208	JR*	2V	Bend, Ore. (Mountain View HS)
40	Charlie Enquist	F	6-10	235	JR*	2V	Edmonds, Wash. (Kings HS)
44	Patrick Simon	F	6-8	214	FR	HS	Ephrata, Wash. (Ephrata HS)

*used redshirt season ^Will redshirt this season



- Thompson became the 31st Cougar to reach 1,000 career points and the third-fastest, accomplishing the feat in his 63rd career game.
- The only two Cougars to do it faster than Thompson were Steve Puidokas (52 games) and Jim McKean (57 games)...Thompson surpassed Larry Beck who was previously third as he did it in 66 games.
- If Thompson continues to average 21.0 points this season, he will finish his junior year with at least 1,660 points, making him the third-leading scorer in Washington State history....Isaac Fontaine holds the school record with 2,003 points, while Steve Puidokas scored 1,894 in his career.

COUGARS AMONG WINNINGEST TEAMS IN PAC-10:

- Over the last four seasons (2006-07, 2007-08, 2008-09, 2009-10) the Cougars have the third most overall wins among Pac-10 schools.
- WSU is 102-58 overall and 45-42 in conference play over the last four years and this season.
- UCLA has the best four-year record at 124-46 overall and 61-25 in league play.
- The Cougars need four wins to catch up to second-ranked Washington.
- Below is a look at where the teams rank since 2006-07

(games through Feb. 22, 2011):

	Overall	Conference
UCLA	124-46	61-25
Washington	106-56	50-37
Washington State	102-58	45-42
USC	100-61	47-39
Arizona	99-57	50-36
California	91-69	43-45
Stanford	91-64	42-44
Oregon	86-72	36-50
Arizona State	85-69	36-48
Oregon State	53-97	23-63

THOMPSON AMONG NATION'S LEADING SCORERS:

- With 21.2 points this season Klay Thompson leads the Pac-10 and ranks 13th in the nation in scoring.
- Thompson is also 29th in 3-point field goal percentage (.415) and 15th in 3-point field goals per game (3.0).
- Thompson also ranks in the top-100 in steals per game at 67th.

WSU EQUALS 2009-10 WIN TOTALS:

- With its victory over Oregon State, Feb. 5, Washington State improved to 16-7 overall and 6-5 in Pac-10 action.
- The Cougars matched their win totals from last season, as they went 16-15 overall and 6-12 in league action a year ago.
- Just four games ago WSU entered its game against Washington with its same record from a year prior, 14-6 overall and 4-4 in the Pac-10.
- Last year the Cougs lost that game, 92-62, after holding a halftime lead.
- This year the Cougs won the game, 87-80.
- After going 4-5 in the first nine Pac-10 games last year, the Cougs went just 2-7 in the second half of conference action.
- The loss at UW last Jan. 30 contributed to a 2-10 record in WSU's final 12 games of the season.

- This year Washington State was 5-4 during the first half of the Pac-10 season.

DOUBLING UP IN A HALF:

- Klay Thompson is dominating not just games, but halves over his career.
- In his career Klay Thompson has had 73 halves with at least 10 points, 36 times in the first half and 37 in the second half.
- He has scored 15 or more points in 24 halves, 10 in the first and 14 in the second.
- Thompson has scored 20-plus points in a half seven times, three in the first half, four in the second half.
- In 20 games Thompson has scored in double figures in both halves, three as a freshman, eight as a sophomore and 10 so far as a junior.
- This season Thompson has scored in double figures in 31 halves.
- Faisal Aden (13 halves), DeAngelo Casto (six halves), Reggie Moore (five halves), Brock Motum (three halves) and Patrick Simon (one half) have each reached double figures in at least one half this season as well.
- Moore reached double figures in 16 halves last year as a freshman, one shy of Thompson's freshman mark.

LAST TIME OUT:

- Washington State fell at Arizona State, 71-69, Saturday, Feb. 19 at Wells Fargo Arena.
- Klay Thompson led the team with 28 points, reached 20 points for the second-straight game.
- With 12 points and 10 rebounds, DeAngelo Casto had his fourth double-double of the season and 11th of his career.
- Freshman walk-on Will Dilorio played a career-high 20 minutes...he had a career-high two steals...played 13 minutes against Sacramento State Nov. 30.
- WSU trailed at halftime for the fourth time in the last six games...trailed 40-28.
- The Cougars had a season first-half high 12 turnovers...committed 11 against Kansas State in the first half Dec. 3.
- Abe Lodwick scored a season high and tied his Pac-10 high with 11 points.
- Faisal Aden didn't play due to his knee injury.
- Thompson didn't start for just the second game of his career.
- For just the second time this season, WSU was swept in a weekend series.

KLAY A CANDIDATE FOR SPORTS STAR OF THE YEAR:

- Klay Thompson was one of five candidates for the 2010 Male Sports Star of the Year presented by ROOT SPORTS, put on by the Seattle Sports Commission.
- The award was given to Olympic speed skater Apolo Ono at the awards show held Jan. 26.
- The Male Sports Star of the Year is awarded to a male athlete or coach for outstanding achievement in 2010 in a non-professional sport.
- Also nominated for the award are University of Washington student-athletes Quincy Pondexter (basketball) and Mason Foster (football), and Olympic

speed skaters Apolo Ono and J.R. Celski.

KLAY TRACKER

Games	Student-Athlete	Points
91	Steve Puidokas	1,716
91	Klay Thompson	1,596
91	Isaac Fontaine	1,362

WHAT THEY SAY ABOUT KLAY...

"Whether Washington State's Klay Thompson is as good as I think he is. I believe Thompson can establish himself as the best player in the Pac-10 this season. He can really shoot it and really score, and is a vastly underrated defender. Thompson impressed me this past summer at the Nike Skills Academy, and he needs only to play stronger to be a first-team All-American."

-Jay Bilas, ESPN

"While next-level talent seems thin in the conference this year, Thompson is one player who looks like he has an NBA future. The Pac-10's top returning scorer (19.6 ppg) is also the most versatile player in the conference. At 6-6, he can play multiple positions, displays plus ball-handling ability and reminds some of Evan Turner. He also has a picture-perfect jump shot, with range beyond the three-point line."

- Sports Illustrated

- John R. Wooden Preseason Top 50 Candidate
- Preseason All-American, Honorable Mention (SI.com)
- Preseason All-American, Fifth Team (Dick Vitale)
- 43rd-Best Player in the Country (Rivals.com)
- Best Player in the Pac-10 (Sports Illustrated)
- All-Junior Team (Rivals.com)

- Pac-10 Player of the Week - Nov. 22-28
- Pac-10 Player of the Week - Dec. 6-12

2009-10 Honors:

- First Team All-Pac-10
- USBWA All-District Team
- NABC All-District Team

Great Alaska Shootout

- Carrs/Safeway Player of the Game - Nov. 25
- Carrs/Safeway Player of the Game - Nov. 27
- Carrs/Safeway Player of the Game - Nov. 28
- Great Alaska Shootout Most Outstanding Player - Nov. 28

- Pac-10 Player of the Week - Nov. 16-22
- Pac-10 Player of the Week - Nov. 23-29

- ESPN.com Player of the Week - Nov. 23-29

- John R. Wooden Midseason Top 30 Candidate
- Naismith Award Midseason Top 30 Candidate

- Third fastest and 31st Cougar to 1,000 points - March 6, 2010

PAC-10 RANKINGS

SCORING

1.	Klay Thompson	21.2 ppg
15.	Faisal Aden	12.9 ppg
20.	DeAngelo Casto	11.4 ppg

FIELD GOAL PERCENTAGE

5.	DeAngelo Casto	115-197, .584
----	----------------	---------------

FREE THROW PERCENTAGE

4.	Klay Thompson	104-128, .813
----	---------------	---------------

ASSISTS

3.	Klay Thompson	4.0 apg
9.	Reggie Moore	3.6 apg

STEALS

4.	Klay Thompson	1.8 spg
7.	Faisal Aden	1.5 spg

REBOUNDING

10.	DeAngelo Casto	6.5 rpg
-----	----------------	---------

3-POINT FIELD GOALS MADE

1.	Klay Thompson	81, 3.0 3pg
9.	Faisal Aden	42, 1.7 3pg

3-POINT FIELD PERCENTAGE

7.	Klay Thompson	81-195, .415
----	---------------	--------------

ASSIST/TURNOVER RATIO

5.	Reggie Moore	1.8 (76 asst/43 to)
----	--------------	---------------------

BLOCKED SHOTS

3.	DeAngelo Casto	1.6 bpg
7.	Klay Thompson	1.0 bpg

**Stats games through Feb. 22



WSU CAREER LEADERS

SCORING AVERAGE

1. Steve Puidokas (1974-77)	18.6
2. Jim McKean (1966-68)	18.3
3. Klay Thompson (2009-present)	17.5
4. Isaac Fontaine (1994-97)	16.7

3-POINT FIELD GOALS

1. Eddie Hill (1991-94)	233
2. Thomas Kelati (2002-05)	232
3. Bennie Seltzer (1990-93)	230
4. Klay Thompson (2009-present)	225

BLOCKED SHOTS

1. James Donaldson (1976-79)	176
2. DeAngelo Casto (2009-present)	147
13. Joe Wallace (1984-87)	80
14. Klay Thompson (2009-present)	69

SCORING

1. Isaac Fontaine (1994-97)	2003
2. Steve Puidokas (1974-77)	1894
3. Klay Thompson (2009-present)	1596

3-POINT FIELD GOAL ATTEMPTS

1. Bennie Seltzer (1990-93)	585
2. Derrick Low (2005-08)	583
3. Klay Thompson (2009-Present)	569

3-POINT FIELD GOAL PERCENTAGE

1. Isaac Fontaine (1994-97)	.457
4. Blake Pengelly (1997-2000)	.402
5. Taylor Rochestie (2007-09)	.401
6. Terrence Lewis (1991-92)	.399
7. Donminic Ellison (1994-96)	.3975
8. Klay Thompson (2009-present)	.395

FREE THROW PERCENTAGE

1. Taylor Rochestie (2007-09)	.835
2. Jan-Michael Thomas (1999-2000)	.829
3. Byron Vaset (1962-64)	.825
4. Klay Thompson (2009-Present)	.815
5. Bryan Rison (1979-80)	.8049
10. Thomas Kelati (2002-05)	.793
11. Reggie Moore (2010-Present)	.780

BLOCKS AVERAGE

1. James Donaldson (1976-79)	2.1
2. DeAngelo Casto (2009-Present)	1.65
3. Ivory Clark (2006-07)	1.4
14. Kyle Weaver (2005-08)	0.77
15. Aron Baynes (2006-09)	0.76
Klay Thompson (2009-Present)	0.76
17. Guy Williams (1982-83)	0.75
18. Joe Wallace (1984-87)	0.73
19. Jeff Varem (2004-05)	0.58

STEALS

1. Don Collins (1977-80)	204
9. Thomas Kelati (2002-05)	133
10. Klay Thompson (2009-Present)	123

STEALS AVERAGE

1. Bryan Rison (1979-80)	2.2
12. Tyrone Brown (1981-82)	1.4
13. Klay Thompson (2009-Present)	1.35
14. Derrick Low (2005-08)	1.294
15. Tony Harris (1993-94)	1.293
16. Bennie Seltzer (1990-93)	1.27
17. Reggie Moore (2010-Present)	1.2

FIELD GOALS

1. Steve Puidokas (1974-77)	734
4. Brian Quinnett (1985-89)	587
5. Klay Thompson (2009-present)	553

FIELD GOAL ATTEMPTS

1. Steve Puidokas (1974-77)	1499
2. Isaac Fontaine (1994-97)	1421
3. Klay Thompson (2009-present)	1296

THOMPSON FEASTS ON COMPETITION:

- For the second year in a row, Klay Thompson captured Pac-10 Player of the Week honors for the week of the Thanksgiving holiday...this year the week was Nov. 22-28.
- For the week, he averaged 28.5 points, while shooting 21-of-33 (.636) from the field, 5-of-10 (.500) from three-point range, and 10-of-12 (.833) from the free throw line...he also averaged 5.5 rebounds and 3.0 assists in the two contests.
- This is the third honor for Thompson who becomes the first Cougar to earn a Player of the Week honor three times in his career...last year he became the first Cougar to earn the honors in back-to-back weeks as he was Pac-10 Player of the Week Nov. 23 and Nov. 30.
- Four WSU student-athletes have earned the honor twice in their careers.

THOMPSON NAMED PLAYER OF THE WEEK AGAIN:

- For the second time this season and the fourth in his career, Klay Thompson has been named the Pacific-10 Conference Men's Basketball Player of the Week for the week of Dec. 6-12.
- The junior guard helped lead the Cougars to wins over Gonzaga and Texas-Pan American last week.
- For the week, he averaged 19.5 points, 5.0 assists, 3.5 steals and 3.0 rebounds.

THOMPSON NAMED WOODEN AND NAISMITH MIDSEASON CANDIDATE:

- Klay Thompson is one of 30 midseason candidates for the 2010-11 John R. Wooden Award and Naismith Award.
- Earlier this season, Thompson became the first Cougar to make the preseason lists since Derrick Low and Kyle Weaver were both named to the preseason top-50 prior to the 2007-08 season.
- He is the first to move on to the Wooden midseason top-30 since Low went on to make the midseason cut that year...the first to make the Naismith top-30 cut since Weaver in 2007-08.
- Thompson is joined by Isaiah Thomas (Washington) and Derrick Williams (Arizona) on both lists.

THOMPSON, ADEN EXCEL IN FIRST FIVE GAMES:

- Through the first five games of the season Klay Thompson and Faisal Aden held the third and fifth-best scoring out puts by a Cougar in his first five games of the season since the 3-point line in 1986-87.

- Thompson also holds the second spot after scoring 127 in the first five games of his sophomore season.
- Aden has the second-most points by a Cougar in his first five games of his career, second to Neil Derrick who scored 111 in his first five games after transferring prior to his junior year.

Men's Basketball Points Through First Five Games of Season (since 1986-87)

NAME	POINTS	SEASON	CLASS
Marcus Moore	128	2002-03	RS-Junior
Klay Thompson	127	2009-10	Sophomore
Neil Derrick	111	1990-91	Junior (TR)
Klay Thompson	111	2010-11	Junior
Faisal Aden	104	2010-11	Junior (TR)

PERFECT AT FRIEL IN NOVEMBER:

- With its win Nov. 30, WSU finished the month 40-0 all-time in the month of November at Friel Court.
- The Cougars have won 40-straight November games in Pullman and are 42-1 (the loss came before the Cougars moved into Beasley Coliseum).
- WSU's only loss in Pullman in November came against Colorado State, Nov., 30, 1962, by a score of 77-47.

COUGARS GET EARLY RUN ON HORNETS:

- The Cougars opened the game with a 27-0 run as they defeated Sacramento State, 84-36 Tuesday, Nov. 30 at Beasley Coliseum.
- WSU held Sacramento State to .319 (15-for-47) shooting from the field and .067 (1-for-15) from beyond the 3-point arc.
- WSU's 48-point margin of victory ties for third most since 1945...the largest was 54 points against Delaware in 1989.
- Sacramento State's 15 first-half points are tied for 15th fewest points in a half (first or second half) since the 1968-69 season (when WSU joined the Pac-8).

COUGARS PICKED TO FINISH FIFTH:

- WSU was chosen to finish fifth in the Pacific-10 Conference in 2010-11, according to a poll of media members who cover Pac-10 basketball.
- 2010-11 Pac-10 Men's Basketball Media Poll
1. Washington (33) 348
 2. Arizona (1) 296
 3. UCLA (1) 281
 4. Arizona State 215
 5. Washington State 191
 6. USC 178
 7. California 151
 8. Oregon State 120
 9. Stanford 98
 10. Oregon 47
- First place votes in parentheses



WASHINGTON STATE HEAD COACH KEN BONE



SECOND SEASON
SEATTLE PACIFIC, 1983
RECORD AT WSU: 33-25, 13-20
CAREER RECORD/D-I ONLY: 368-190/110-73

COACHING EXPERIENCE:

1982-83	Shorewood (WA) High School – Asst. Coach
1983-84	Cal State Stanislaus – Assistant Coach
1984-85	Cal State Stanislaus – Head Coach
1985-86	Olympic Junior College – Head Coach
1986-90	Seattle Pacific – Assistant Coach
1990-2002	Seattle Pacific – Head Coach
2002-05	University of Washington – Assistant Coach
2005-09	Portland State – Head Coach
2009-present	Washington State – Head Coach

BONE VS OPPONENTS AS DI HEAD COACH

	At WSU	Overall
Air Force	1-0	1-0
Akron		1-0
Alaska Anchorage	1-0	1-0
Arizona	2-2	2-2
Arizona State	1-3	2-3
Arkansas		0-1
Baylor	1-0	1-1
Bethune-Cookman		1-0
Boise State		1-0
Butler	0-1	0-1
UC Davis		1-1
UCLA	0-3	0-4
California	1-3	1-3
Cal Poly		1-2
Cal State Fullerton		1-1
Cal State Northridge		0-1
Colorado State		0-1
Eastern Washington	1-0	5-5
Evergreen State		1-0
Fresno State	1-0	1-0
Gonzaga	1-1	2-3
Hampton		0-1
Howard		2-0
Idaho	2-0	4-0
Idaho State		8-2
Iona		0-1
Iowa State		0-1
IPFW	1-0	1-0
IUPUI		1-0
Kansas		0-1
Kansas State	0-2	0-2
Lehigh		1-0
Lewis and Clark		3-0

	At WSU	Overall
Linfield		1-0
LSU		1-0
Middle Tennessee State		0-1
Mississippi State	1-0	1-0
Mississippi Valley State	1-0	1-0
Montana		5-3
Montana State		7-3
Nicholls State	1-0	1-0
Northern Arizona		6-3
Northern Colorado		6-0
Northern Illinois		1-0
Oregon	1-4	2-5
Oregon State	3-1	3-2
Pacific Lutheran		1-0
Portland	1-0	4-1
Portland State	1-0	1-0
Rice		1-0
Sacramento State		6-3
San Diego	1-0	1-0
San Jose State		1-1
Santa Clara	1-0	1-0
Seattle		2-0
Southern	1-0	1-0
USC	2-1	2-1
Stanford	2-2	2-2
Texas Southern		1-0
Texas-Pan American	1-0	1-0
Utah Valley State		2-0
Warner Pacific		1-0
Washington	0-2	0-5
Washington State		0-1
Weber State		3-6
Xavier		0-1

KEN BONE YEAR-BY-YEAR

AS A DIVISION I HEAD COACH

Year	School	Overall			Conference			NCAA Tournament
		W	L	Pct.	W	L	Finish	
2005-06	Portland State	12	16	.428	5	9	T-5th	Quarterfinals
2006-07	Portland State	19	13	.594	9	7	4th	Semifinals
2007-08	Portland State	23	10	.697	14	2	1st	Champion
2008-09	Portland State	23	10	.697	11	5	T-2nd	Champion
2009-10	Washington St.	16	15	.516	6	12	10th	First Round
2010-11	Washington St.	17	10	.630	7	8		
Totals	6th Seasons	110	74	.598	51	43		

AS A DIVISION II HEAD COACH

Year	School	Overall			Conference			NCAA Tournament
		W	L	Pct.	W	L	Finish	
1990-91	Seattle Pacific	17	10	.630	5	3	T-1st	--
1991-92	Seattle Pacific	23	8	.742	7	3	T-1st	--
1992-93	Seattle Pacific	21	9	.700	7	3	T-3rd	--
1993-94	Seattle Pacific	18	10	.643	6	6	T-3rd	First Round
1994-95	Seattle Pacific	20	9	.690	9	3	1st	Third Round
1995-96	Seattle Pacific	23	6	.793	9	3	T-1st	Third Round
1996-97	Seattle Pacific	18	9	.667	6	6	T-3rd	--
1997-98	Seattle Pacific	18	12	.600	7	5	T-2nd	Third Round
1998-99	Seattle Pacific	23	8	.742	12	6	T-3rd	Third Round
1999-00	Seattle Pacific	27	5	.844	12	2	1st	Semifinal
2000-01	Seattle Pacific	21	6	.777	14	4	2nd	First Round
2001-02	Seattle Pacific	24	5	.828	15	3	T-1st	Second Round
Totals	12 Seasons	253	97	.723	109	74		

WHEN WSU...

	2010-11	2009-10	2008-09
Played an overtime game	1-1	1-2	2-0
Played a live television game	6-8	10-11	9-13
Led at the half	13-1	13-4	11-4
Trailed at the half	4-9	2-10	5-12
Was tied at the half		1-0	1-0
Shot under 40 % FG	1-3	2-6	2-9
Shot 40-44 % FG	6-4	3-5	5-4
Shot 45-49 % FG	2-3	1-2	5-2
Shot 50 % or better FG	11-0	10-2	5-1
Opp. Shot under 40 % FG	14-2	8-1	13-4
Opp. Shot 40-44 % FG	2-2	4-1	2-6
Opp. Shot 45-49 % FG	1-1	2-5	1-3
Opp. Shot 50 % or better FG	0-5	2-7	1-3
Made 0-4 three-pointers	2-5	5-6	5-8
Made 5-7 three-pointers	4-3	9-5	7-6
Made 8 or more three-pointers	11-2	2-4	5-2
Shot more FTs than its opp.	9-2	14-8	8-1
Shot less FTs than its opp.	6-7	1-6	9-14
Shot same FTs as its opp.	2-1	1-1	0-0
Had more rebounds than opp.	7-2	12-4	16-3
Had less rebounds than opp.	10-8	3-10	1-10
Had the same rebounds as opp.		1-1	0-2
Had less than 10 TOs	1-2	3-1	5-4
Had 10-15 TOs	13-9	9-10	10-11
Had more than 15 TOs	3-0	4-4	2-1
Opp. committed less than 10 TOs	1-1	1-2	5-8
Opp. committed 10-15 TOs	10-5	11-6	8-7
Opp. committed more than 15 TOs	6-4	3-7	4-0
Scored less than 50 points	0-1	0-1	0-3
Scored 50-59 points	0-2	1-4	4-11
Scored 60-69 points	3-4	3-5	8-2
Scored 70-79 points	5-2	7-2	4-0
Scored 80-89 points	9-1	2-3	1-0
Scored 90 or more points		3-0	0-0
Allowed less than 50 points	2-0	1-0	8-1
Allowed 50-59 points	6-0	1-2	7-4
Allowed 60-69 points	3-4	10-1	1-9
Allowed 70-79 points	5-3	4-5	0-2
Allowed 80-89 points	1-3	0-4	1-0
Allowed 90 or more points		0-3	0-0
Played a day game	3-3	5-5	3-6
Played a night game	14-5	11-10	14-10
Played Sunday	2-0	0-1	1-0
Played Monday		1-0	0-0
Played Tuesday	3-0	1-0	3-1
Played Wednesday	2-1	2-2	1-1
Played Thursday	3-4	2-6	4-5
Played Friday	2-2	3-0	2-0
Played Saturday	5-3	7-6	6-9
Played in November	5-0	6-0	5-1
Played in December	5-4	4-3	3-3
Played in January	5-2	4-4	4-5
Played in February	2-4	2-5	4-4
Played in March		0-3	1-3
Wore its white uniform	6-3	9-5	12-8
Wore its gray uniforms	6-0	4-1	
Wore its crimson uniform	5-6	3-9	5-8



#0

Marcus Capers

Guard • 6-4 • 180 • Junior
Winter Haven, Fla. • Montverde Academy

2010-11 GAME-BY-GAME STATISTICS

Opponent	Date	GS	Min	FG	FGA	Pct	3FG	FGA	Pct	FT	FTA	Pct	Off	Def	Tot	Avg	PF	FO	A TO	Blk	Stl	Pts	Avg		
SOUTHERN UNIVERSITY	11/13/10	*	30	3	6	.500	0	0	.000	2	2	1.000	5	10	15	15.0	3	0	3	1	0	2	8	8.0	
IDAHO	11/16/10	*	31	2	4	.500	0	0	.000	1	2	.500	1	3	4	9.5	4	0	3	1	0	0	5	6.5	
vs Portland	11/23/10	*	32	2	2	1.000	0	0	.000	5	7	.714	2	2	4	7.7	2	0	5	1	3	0	9	7.3	
at Fresno State	11/26/10	*	31	2	3	.667	0	0	.000	0	0	.000	1	7	8	7.8	3	0	3	0	0	1	4	6.5	
SACRAMENTO STATE	11/30/10	*	26	4	8	.500	0	2	.000	1	2	.500	1	5	6	7.4	3	0	6	1	1	1	9	7.0	
KANSAS STATE	12/03/10	*	31	4	7	.571	0	0	.000	1	2	.500	4	0	4	6.8	0	0	2	0	0	2	9	7.3	
GONZAGA	12/08/10	*	31	1	3	.333	0	0	.000	0	0	.000	3	2	5	6.6	1	0	5	0	0	1	2	6.6	
TEXAS-PAN AMERICAN	12/10/10	*	23	2	4	.500	1	1	1.000	0	0	.000	1	2	3	6.1	4	0	2	1	0	1	5	6.4	
at Santa Clara	12/19/10	*	40	5	6	.833	0	0	.000	4	8	.500	0	7	7	6.2	3	0	0	0	1	0	14	7.2	
vs Mississippi State	12/22/10	*	31	2	4	.500	0	0	.000	2	4	.500	1	5	6	6.2	1	0	0	1	0	2	6	7.1	
vs Baylor	12/23/10	*	30	1	2	.500	0	1	.000	1	3	.333	0	2	2	5.8	1	0	3	0	1	1	3	6.7	
vs Butler	12/25/10	*	24	2	3	.667	0	0	.000	0	1	.000	1	1	2	5.5	2	0	1	0	0	0	4	6.5	
at UCLA	12/29/10	*	25	1	4	.250	0	0	.000	2	2	1.000	0	2	2	5.2	0	0	1	2	1	1	4	6.3	
at USC	12/31/10	*	26	2	3	.667	0	1	.000	0	0	.000	0	2	2	5.0	1	0	0	0	0	0	4	6.1	
OREGON STATE	01/06/11	*	26	2	3	.667	0	0	.000	8	12	.667	1	1	2	4.8	3	0	0	1	0	0	12	6.5	
OREGON	01/08/11	*	34	4	7	.571	0	0	.000	5	6	.833	4	5	9	5.1	3	0	3	2	2	1	13	6.9	
at California	01/13/11	*	29	1	3	.333	0	0	.000	0	0	.000	4	2	6	5.1	1	0	1	1	0	0	2	6.6	
at Stanford	01/15/11	*	37	2	5	.400	0	2	.000	2	2	1.000	1	4	5	5.1	1	0	1	1	1	0	6	6.6	
ARIZONA STATE	01/20/11	*	37	4	8	.500	0	0	.000	2	3	.667	3	3	6	5.2	0	0	4	1	1	3	10	6.8	
ARIZONA	01/22/11	*	30	5	6	.833	0	0	.000	1	3	.333	0	5	5	5.2	5	1	1	1	1	1	11	7.0	
WASHINGTON	01/30/11	*	28	3	4	.750	0	0	.000	1	1	1.000	0	3	3	5.0	2	0	2	2	0	1	7	7.0	
at Oregon	02/03/11	*	25	3	7	.429	0	0	.000	0	0	.000	3	3	6	5.1	3	0	2	2	0	0	6	7.0	
at Oregon State	02/05/11	*	24	2	3	.667	0	0	.000	2	3	.667	0	5	5	5.1	5	1	1	3	0	0	6	6.9	
STANFORD	02/10/11	*	29	2	4	.500	0	0	.000	2	2	1.000	0	0	0	4.9	3	0	2	0	1	1	6	6.9	
CALIFORNIA	02/12/11	*	16	0	2	.000	0	0	.000	0	0	.000	1	1	2	4.8	0	0	1	0	0	0	0	6.6	
at Arizona	02/17/11	*	28	2	2	1.000	0	0	.000	0	0	.000	1	1	2	4.7	1	0	0	1	0	1	4	6.5	
at Arizona State	02/19/11	*	20	0	0	.000	0	0	.000	1	2	.500	2	2	4	4.6	2	0	3	2	0	1	1	6.3	
Totals			27	774	63	113	.558	1	7	.143	43	67	.642	40	85	125	4.6	57	2	55	25	13	21	170	6.3

CAPERS'S CAREER/SEASON HIGHS

Minutes

Career 43 vs. Oregon, 12/31/09
Season 40 at Santa Clara, 12/19/10
Pac-10 43 vs. Oregon, 12/31/09

Points

Career 16 vs. Oregon (Los Angeles), 3/10/10
Season 14 at Santa Clara, 12/19/10
Pac-10 13 (twice) vs. Oregon, 1/8/11

Field Goals Made

Career 8 vs. Oregon (Los Angeles), 3/10/10
Season 5 (twice) vs. Arizona, 1/22/11
Pac-10 5 (three) vs. Arizona, 1/22/11

Field Goal Attempts

Career 14 vs. Oregon (Los Angeles), 3/10/10
Season 8 vs. Arizona State, 1/20/11
Pac-10 9 at Arizona, 1/8/10

3-Pt Field Goals Made

Career 1 vs. Texas-Pan American (Spokane), 12/10/10
Season 1 vs. Texas-Pan American (Spokane), 12/10/10
Pac-10 None

3-Pt Field Goal Attempts

Career 2 vs. Sacramento State, 11/30/10
Season 2 vs. Sacramento State, 11/30/10
Pac-10 1 (four times) at USC, 12/31/10

Free Throws Made

Career 8 vs. Oregon State, 1/6/11
Season 8 vs. Oregon State, 1/6/11
Pac-10 8 vs. Oregon State, 1/6/11

Free Throws Attempted

Career 12 vs. Oregon State, 1/6/11
Season 12 vs. Oregon State, 1/6/11
Pac-10 12 vs. Oregon State, 1/6/11

Rebounds

Career 15 vs. Southern, 11/13/10
Season 15 vs. Southern, 11/13/10
Pac-10 10 vs. Oregon State, 1/2/10

Assists

Career 6 (three times) vs. Sacramento State, 11/30/10
Season 6 vs. Sacramento State, 11/30/10
Pac-10 6 vs. Arizona, 2/26/09

Blocks

Career 4 at California, 2/13/10
Season 3 vs. Portland (Seattle), 11/23/10
Pac-10 4 at California, 2/13/10

Steals


Career 5 vs. Washington, 2/27/10
Season 3 vs. Arizona State, 1/20/11
Pac-10 5 vs. Washington, 2/27/10
Most Recent Occurrences Noted

MISC. STATS

Category	Season	Career
Double-Figure Scoring	5	13
Double-Figure Rebounding	1	2
Double-Doubles	0	1
Triple-Doubles	0	0
Led WSU in Scoring	0	0
Led WSU in Rebounding	4	9
20+ Point Games	0	0
30+Point Games	0	0

CAREER STATISTICS

YEAR	GP	GS	MIN	AVG	FGM	-FGA	FG%	3-POINT			FTM	-FTA	FT%	REBOUNDS					AST	TO	BLK	STL	PTS	AVG	
								FGM	FGA	FG%				OFF	DEF	TOT	AVG	PF							DQ
2008-09	32	9	503	15.7	20	- 69	.290	0	- 7	.000	13	- 22	.591	9	64	73	2.3	56	2	41	27	9	6	53	1.7
2009-10	31	28	826	26.6	81	- 145	.559	0	- 0	.000	51	- 83	.614	49	77	126	4.1	84	2	43	41	22	26	213	6.9
2010-11	27	27	774	28.7	63	- 113	.558	1	- 7	.143	43	- 67	.642	40	85	125	4.6	57	2	55	25	13	21	170	6.3
TOTAL	90	64	2103	23.4	164	- 327	.502	1	- 14	.071	107	- 172	.622	98	226	324	3.6	197	6	139	93	44	53	436	4.8



#1

Klay Thompson

Guard • 6-6 • 200 • Junior

Ladera Ranch, Calif. • Santa Margarita Catholic HS

THOMPSON'S CAREER/SEASON HIGHS

Minutes

Career 49 vs. Oregon, 12/31/09
Season 40 vs. California, 2/12/11
Pac-10 49 vs. Oregon, 12/31/09

Points

Career 43 vs. San Diego, 11/28/09
Season 36 at California, 1/13/11
Pac-10 36 at California, 1/13/11

Field Goals Made

Career 16 vs. San Diego, 11/28/09
Season 13 vs. Portland (Seattle), 11/23/10
Pac-10 12 at California, 1/13/11

Field Goal Attempts

Career 24 (twice) at Arizona, 2/17/11
Season 24 at Arizona, 2/17/11
Pac-10 24 at Arizona, 2/17/11

3-Pt Field Goals Made

Career 8 (twice) vs. San Diego, 11/28/09
Season 5 (five times) at Arizona, 2/17/11
Pac-10 8 at Arizona State, 1/29/09

3-Pt Field Goal Attempts

Career 14 at Oregon, 3/6/10
Season 13 vs. Oregon State, 1/6/11
Pac-10 14 at Oregon, 3/6/10

Free Throws Made

Career 19 vs. Oregon, 12/31/09
Season 12 at UCLA, 12/29/10
Pac-10 19 vs. Oregon, 12/31/09

Free Throws Attempted

Career 21 vs. Oregon, 12/31/09
Season 12 (twice) at UCLA, 12/29/10
Pac-10 21 vs. Oregon, 12/31/09

Rebounds

Career 10 (three times) vs. Oregon State, 1/6/11
Season 10 (twice) vs. Oregon State, 1/6/11
Pac-10 10 (twice) vs. Oregon State, 1/6/11

Assists

Career 9 (twice) vs. Arizona State, 1/20/11
Season 9 (twice) vs. Arizona State, 1/20/11
Pac-10 9 vs. Arizona State, 1/20/11

Blocks

Career 3 (three times) at Oregon State, 3/4/10
Season 2 (four times) vs. Arizona State, 1/20/11
Pac-10 3 (twice) at Oregon State, 3/4/10

Steals

Career 7 vs. Gonzaga, 12/8/10
Season 7 vs. Gonzaga, 12/8/10
Pac-10 6 vs. Arizona State, 2/4/10

Most Recent Occurrences Noted

MISC. STATS

Category	Season	Career
Double-Figure Scoring	25	68
Double-Figure Rebounding	2	3
Double-Doubles	2	3
Triple-Doubles	0	0
Led WSU in Scoring	17	45
Led WSU in Rebounding	6	19
20+Point Games	12	31
30+ Point Games	4	7
40+ Point Games	0	1

2010-11 GAME-BY-GAME STATISTICS

Opponent	Date	GS	Min	FG	FGA	Pct	3FG	FGA	Pct	FT	FTA	Pct	Off	Def	Tot	Avg	PF	FO	A TO	Blk	Stl	Pts	Avg	
SOUTHERN UNIVERSITY	11/13/10	*	33	6	10	.600	1	5	.200	2	2	1.000	0	6	6	6.0	1	0	6	5	0	15	15.0	
IDAHO	11/16/10	*	37	7	17	.412	2	9	.222	7	9	.778	0	4	4	5.0	1	0	9	3	1	23	19.0	
vs Portland	11/23/10	*	39	13	16	.813	3	4	.750	6	6	1.000	1	5	6	5.3	3	0	3	2	1	35	24.3	
at Fresno State	11/26/10	*	32	8	17	.471	2	6	.333	4	6	.667	0	5	5	5.3	4	0	3	5	0	22	23.8	
SACRAMENTO STATE	11/30/10	*	27	6	15	.400	3	6	.500	1	1	1.000	0	2	2	4.6	3	0	5	1	0	16	22.2	
KANSAS STATE	12/03/10	*	35	5	15	.333	1	7	.143	5	9	.556	0	5	5	4.7	2	0	3	6	0	3	16	21.2
GONZAGA	12/08/10	*	32	8	14	.571	4	7	.571	4	5	.800	1	5	6	4.9	2	0	6	2	1	7	24	21.6
TEXAS-PAN AMERICAN	12/10/10	*	23	5	11	.455	2	4	.500	3	3	1.000	0	0	0	4.3	4	0	4	0	1	0	15	20.8
at Santa Clara	12/19/10	*	39	5	16	.313	3	8	.375	10	12	.833	2	5	7	4.6	4	0	6	6	2	5	23	21.0
vs Mississippi State	12/22/10	*	33	10	20	.500	4	9	.444	4	5	.800	1	3	4	4.5	1	0	2	3	0	2	28	21.7
vs Baylor	12/23/10	*	27	5	8	.625	5	6	.833	5	7	.714	0	0	0	4.1	4	0	4	2	0	3	20	21.5
vs Butler	12/25/10	*	37	10	18	.556	4	10	.400	7	7	1.000	0	5	5	4.2	2	0	1	3	1	2	31	22.3
at UCLA	12/29/10	*	37	6	17	.353	2	4	.500	12	12	1.000	2	3	5	4.2	3	0	3	2	0	0	26	22.6
at USC	12/31/10	*	34	6	18	.333	4	5	.800	1	2	.500	2	8	10	4.6	4	0	1	2	2	0	17	22.2
OREGON STATE	01/06/11	*	37	9	19	.474	5	13	.385	6	6	1.000	0	10	10	5.0	3	0	5	6	2	2	29	22.7
OREGON	01/08/11	*	32	6	13	.462	4	10	.400	0	0	.000	0	8	8	5.2	2	0	4	4	3	0	16	22.3
at California	01/13/11	*	38	12	22	.545	5	10	.500	7	7	1.000	1	2	3	5.1	4	0	5	3	0	2	36	23.1
at Stanford	01/15/11	*	35	9	20	.450	2	4	.500	1	1	1.000	2	6	8	5.2	3	0	2	2	3	1	21	22.9
ARIZONA STATE	01/20/11	*	38	7	16	.438	5	11	.455	3	3	1.000	1	7	8	5.4	4	0	9	4	2	3	22	22.9
ARIZONA	01/22/11	*	38	4	16	.250	1	7	.143	0	2	.000	1	7	8	5.5	3	0	7	5	2	2	9	22.2
WASHINGTON	01/30/11	*	30	9	18	.500	3	6	.500	4	9	.444	0	2	2	5.3	4	0	4	5	1	5	25	22.3
at Oregon	02/03/11	*	35	4	13	.308	2	8	.250	2	2	1.000	0	4	4	5.3	3	0	3	6	1	1	12	21.9
at Oregon State	02/05/11	*	32	2	7	.286	1	4	.250	1	2	.500	1	1	2	5.1	5	1	5	5	2	2	6	21.2
STANFORD	02/10/11	*	33	6	13	.462	1	4	.250	2	2	1.000	2	5	7	5.2	3	0	2	4	0	2	15	20.9
CALIFORNIA	02/12/11	*	40	4	12	.333	3	8	.375	2	2	1.000	0	4	4	5.2	2	0	2	1	1	1	13	20.6
at Arizona	02/17/11	*	38	11	24	.458	5	8	.625	3	4	.750	1	4	5	5.2	3	0	2	5	0	0	30	21.0
at Arizona State	02/19/11		34	11	28	.393	4	12	.333	2	2	1.000	3	3	6	5.2	2	0	3	5	0	1	28	21.2
Totals			26	925	194	.433	.448	81	195	.415	104	128	.813	21	119	140	5.2	79	1	10997	27	49	573	21.2

CAREER STATISTICS

YEAR	GP	GS	MIN	AVG	3-POINT					REBOUNDS					PF	DQ	AST	TO	BLK	STL	PTS	AVG			
					FGM	FGA	FG%	FTM	FTA	FT%	OFF	DEF	TOT	AVG											
2008-09	33	33	1092	33.1	159	378	.421	68	165	.412	28	31	.903	27	111	138	4.2	67	1	62	70	20	30	414	12.5
2009-10	31	30	1096	35.4	200	485	.412	76	209	.364	133	166	.801	37	122	159	5.1	75	1	70	104	22	44	609	19.6
2010-11	27	26	925	34.3	194	433	.448	81	195	.415	104	128	.813	21	119	140	5.2	79	1	109	97	27	49	573	21.2
TOTAL	91	89	3113	34.2	553	1296	.427	225	569	.395	265	325	.815	85	352	437	4.8	221	3	241	271	69	123	1596	17.5



#3

Reggie Moore

Guard • 6-1 • 178 • Sophomore
Seattle, Wash. • Rainier Beach HS/Brewster Academy-N.H.

2010-11 GAME-BY-GAME STATISTICS

Opponent	Date	GS	Min	FG	FGA	Pct	3FG	FGA	Pct	FT	FTA	Pct	Off	Def	Tot	Avg	PF	FO	A TO	Blk	Stl	Pts	Avg		
SOUTHERN UNIVERSITY	11/13/10									--Did Not Play (Wrist)--															
IDAHO	11/16/10									--Did Not Play (Wrist)--															
vs. Portland	11/23/10									--Did Not Play (Wrist)--															
at Fresno State	11/26/10									--Did Not Play (Wrist)--															
SACRAMENTO STATE	11/30/10									--Did Not Play (Wrist)--															
KANSAS STATE	12/03/10		27	4	5	.800	1	2	.500	1	2	.500	0	2	2	2.0	1	0	3	3	0	2	10.0		
GONZAGA	12/08/10	*	28	2	6	.333	1	1	1.000	3	6	.500	1	2	3	2.5	0	0	5	2	0	0	8	9.0	
TEXAS-PAN AMERICAN	12/10/10	*	32	0	1	.000	0	0	.000	0	0	.000	0	2	2	2.3	1	0	5	2	0	2	0	6.0	
at Santa Clara	12/19/10		36	3	10	.300	1	2	.500	8	8	1.000	0	1	1	2.0	2	0	4	1	0	0	15	8.3	
vs Mississippi State	12/22/10	*	27	2	3	.667	2	2	1.000	0	0	.000	1	2	3	2.2	2	0	4	3	0	2	6	7.8	
vs Baylor	12/23/10	*	39	4	6	.667	2	3	.667	2	4	.500	1	5	6	2.8	1	0	4	3	0	1	12	8.5	
vs Butler	12/25/10	*	34	1	6	.167	1	4	.250	3	4	.750	0	1	1	2.6	5	1	3	2	0	1	6	8.1	
at UCLA	12/29/10	*	34	1	7	.143	0	1	.000	3	4	.750	2	5	7	3.1	4	0	3	2	0	1	5	7.8	
at USC	12/31/10	*	37	2	11	.182	0	2	.000	3	3	1.000	0	0	0	2.8	2	0	1	0	0	0	7	7.7	
OREGON STATE	01/06/11	*	34	3	8	.375	2	6	.333	3	4	.750	1	5	6	3.1	0	0	9	4	0	2	11	8.0	
OREGON	01/08/11	*	35	3	8	.375	3	5	.600	6	6	1.000	1	2	3	3.1	2	0	5	3	0	1	15	8.6	
at California	01/13/11	*	42	3	12	.250	2	6	.333	2	2	1.000	0	1	1	2.9	2	0	3	2	0	0	10	8.8	
at Stanford	01/15/11									--Did Not Play--															
ARIZONA STATE	01/20/11	*	33	4	10	.400	3	7	.429	0	0	.000	0	7	7	3.2	0	0	5	1	0	0	11	8.9	
ARIZONA	01/22/11	*	34	2	7	.286	2	4	.500	4	4	1.000	0	1	1	3.1	2	0	4	1	0	0	2	10	9.0
WASHINGTON	01/30/11	*	36	4	8	.500	1	3	.333	9	10	.900	1	2	3	3.1	0	0	5	2	0	1	18	9.6	
at Oregon	02/03/11	*	33	2	8	.250	0	3	.000	6	8	.750	1	3	4	3.1	2	0	2	2	1	1	10	9.6	
at Oregon State	02/05/11	*	37	4	13	.308	0	3	.000	6	7	.857	0	3	3	3.1	0	0	1	4	0	2	14	9.9	
STANFORD	02/10/11	*	32	2	6	.333	0	3	.000	1	4	.250	0	2	2	3.1	2	0	5	2	0	1	5	9.6	
CALIFORNIA	02/12/11	*	37	3	5	.600	1	3	.333	4	6	.667	0	5	5	3.2	2	0	2	3	0	0	11	9.7	
at Arizona	02/17/11	*	33	4	10	.400	0	2	.000	2	4	.500	1	2	3	3.2	4	0	1	0	0	0	10	9.7	
at Arizona State	02/19/11	*	36	3	9	.333	2	4	.500	4	7	.571	2	1	3	3.1	4	0	2	1	0	1	12	9.8	
Totals			19	716	56	.352	24	66	.364	70	93	.753	12	54	66	3.1	38	1	7643	1	20	206	9.8		

MOORE'S CAREER/SEASON HIGHS

Minutes

Career 45 vs. LSU (Seattle), 12/22/09
Season 42 at California, 1/13/11
Pac-10 42 at California, 1/13/11

Points

Career 25 vs. California, 1/14/10
Season 18 vs. Washington, 1/30/11
Pac-10 25 vs. California, 1/14/10

Field Goals Made

Career 9 at UCLA, 1/23/10
Season 4 (four times) vs. Washington, 1/30/11
Pac-10 9 at UCLA, 1/23/10

Field Goal Attempts

Career 17 at UCLA, 1/23/10
Season 13 at Oregon State, 2/5/11
Pac-10 17 at UCLA, 1/23/10

3-Pt Field Goals Made

Career 6 at UCLA, 1/23/10
Season 3 vs. Oregon, 1/8/11
Pac-10 6 at UCLA, 1/23/10

3-Pt Field Goal Attempts

Career 10 at UCLA, 1/23/10
Season 7 vs. Arizona State, 1/20/11
Pac-10 10 at UCLA, 1/23/10

Free Throws Made

Career 12 at Kansas State, 12/5/09
Season 9 vs. Washington, 1/30/11
Pac-10 10 (twice) at Oregon State, 3/4/10

Free Throws Attempted

Career 15 at Kansas State, 12/5/09
Season 10 vs. Washington, 1/30/11
Pac-10 14 at Arizona, 1/8/10

Rebounds

Career 7 (twice) vs. Arizona State, 1/20/11
Season 7 (twice) vs. Arizona State, 1/20/11
Pac-10 7 (twice) vs. Arizona State, 12/29/10

Assists

Career 12 vs. Portland State (Kennewick), 12/19/09
Season 9 vs. Oregon State, 1/6/11
Pac-10 9 vs. Oregon State, 1/6/11

Blocks

Career None
Season None
Pac-10 None

Steals

Career 6 vs. San Diego, 11/28/09
Season 2 (six times) at Oregon State, 2/5/11
Pac-10 4 vs. UCLA, 2/18/10
Most Recent Occurrences Noted

MISC. STATS

Category	Season	Career
Double-Figure Scoring	14	36
Double-Figure Rebounding	0	0
Double-Doubles	0	1
Triple-Doubles	0	0
Led WSU in Scoring	1	8
Led WSU in Rebounding	0	0
20+ Point Games	0	4
30+Point Games	0	0

CAREER STATISTICS

YEAR	GP	GS	MIN	AVG	3-POINT						REBOUNDS														
					FGM	FGA	FG%	FTM	-FTA	FT%	OFF	DEF	TOT	AVG	PF	DQ	AST	TO	BLK	STL	PTS	AVG			
2009-10	31	30	1007	32.5	106	254	.417	28	87	.322	154	194	.794	17	56	73	2.4	56	2	131	88	0	42	394	12.7
2010-11	21	19	716	34.1	56	159	.352	24	66	.364	70	93	.753	12	54	66	3.1	38	1	76	43	1	20	206	9.8
TOTAL	52	49	1723	33.1	162	413	.392	52	153	.340	224	287	.780	29	110	139	2.7	94	3	207	131	1	62	600	11.5



#5

Will Dilorio

Guard • 6-5 • 188 • Freshman

Bainbridge Island, Wash. • Bainbridge HS

2010-11 GAME-BY-GAME STATISTICS

Opponent	Date	GS	Min	FG	FGA	Pct	3FG	FGA	Pct	FT	FTA	Pct	Off	Def	Tot	Avg	PF	FO	A	TO	Blk	Stl	Pts	Avg
SOUTHERN UNIVERSITY	11/13/10									--Did Not Play--														
IDAHO	11/16/10									--Did Not Play--														
vs Portland	11/23/10	1	0	1	.000	0	0	.000	0	0	.000	0	0	0	0	0.0	0	0	0	0	0	0	0	0.0
at Fresno State	11/26/10	2	0	0	.000	0	0	.000	0	0	.000	0	0	0	0	0.0	0	0	0	0	0	0	0	0.0
SACRAMENTO STATE	11/30/10	13	2	3	.667	0	0	.000	3	6	.500	1	2	3	1.0	0	0	0	0	0	0	1	7	2.3
KANSAS STATE	12/03/10	0	0	0	.000	0	0	.000	0	0	.000	0	0	0	0	0.8	0	0	0	0	0	0	0	1.8
GONZAGA	12/08/10	3	0	0	.000	0	0	.000	0	0	.000	0	0	0	0	0.6	1	0	0	1	0	0	0	1.4
TEXAS-PAN AMERICAN	12/10/10	6	1	1	1.000	0	0	.000	0	0	.000	1	1	2	0.8	1	0	0	0	1	0	1	2	1.5
at Santa Clara	12/19/10									--Did Not Play--														
vs Mississippi State	12/22/10	1	0	1	.000	0	0	.000	0	0	.000	0	0	0	0	0.7	0	0	0	0	0	1	0	1.3
vs Baylor	12/23/10									--Did Not Play--														
vs Butler	12/25/10									--Did Not Play--														
at UCLA	12/29/10									--Did Not Play--														
at USC	12/31/10									--Did Not Play--														
OREGON STATE	01/06/11									--Did Not Play--														
OREGON	01/08/11	1	0	0	.000	0	0	.000	0	0	.000	0	0	0	0	0.6	0	0	0	0	0	0	0	1.1
at California	01/13/11	1	0	0	.000	0	0	.000	0	0	.000	0	1	1	0.7	0	0	0	0	0	0	0	0	1.0
at Stanford	01/15/11	2	0	0	.000	0	0	.000	0	0	.000	0	0	0	0	0.6	1	0	0	0	0	0	0	0.9
ARIZONA STATE	01/20/11	2	0	0	.000	0	0	.000	0	0	.000	0	0	0	0	0.5	0	0	0	0	0	0	0	0.8
ARIZONA	01/22/11	0	0	0	.000	0	0	.000	0	0	.000	0	0	0	0	0.5	0	0	0	0	0	0	0	0.8
WASHINGTON	01/30/11									--Did Not Play--														
at Oregon	02/03/11	3	0	1	.000	0	1	.000	0	0	.000	0	1	1	0.5	1	0	0	0	0	0	0	0	0.7
at Oregon State	02/05/11	3	0	0	.000	0	0	.000	0	0	.000	1	1	2	0.6	1	0	0	1	0	0	0	0	0.6
STANFORD	02/10/11									--Did Not Play--														
CALIFORNIA	02/12/11									--Did Not Play--														
at Arizona	02/17/11									--Did Not Play--														
at Arizona State	02/19/11	20	0	2	.000	0	0	.000	0	2	.000	1	3	4	0.9	3	0	3	1	0	2	0	0	0.6
Totals		0	58	3	9	.333	0	1	.000	3	8	.375	4	9	13	0.9	8	0	3	4	0	5	9	0.6

DIIORIO'S
CAREER/SEASON HIGHS

Minutes

Career	20 vs. Arizona State, 02/19/11
Season	20 vs. Arizona State, 02/19/11
Pac-10	20 vs. Arizona State, 02/19/11

Points

Career	7 vs. Sacramento State, 11/30/10
Season	7 vs. Sacramento State, 11/30/10
Pac-10	None

Field Goals Made

Career	2 vs. Sacramento State, 11/30/10
Season	2 vs. Sacramento State, 11/30/10
Pac-10	None

Field Goal Attempts

Career	3 vs. Sacramento State, 11/30/10
Season	3 vs. Sacramento State, 11/30/10
Pac-10	1 at Oregon, 2/3/11

3-Pt Field Goals Made

Career	None
Season	None
Pac-10	None

3-Pt Field Goal Attempts

Career	None
Season	None
Pac-10	None

Free Throws Made

Career	3 vs. Sacramento State, 11/30/10
Season	3 vs. Sacramento State, 11/30/10
Pac-10	None

Free Throws Attempted

Career	6 vs. Sacramento State, 11/30/10
Season	6 vs. Sacramento State, 11/30/10
Pac-10	None

Rebounds

Career	4 vs. Arizona State, 02/19/11
Season	4 vs. Arizona State, 02/19/11
Pac-10	4 vs. Arizona State, 02/19/11

Assists

Career	3 vs. Arizona State, 02/19/11
Season	3 vs. Arizona State, 02/19/11
Pac-10	3 vs. Arizona State, 02/19/11

Blocks

Career	None
Season	None
Pac-10	None

Steals

Career	2 vs. Arizona State, 02/19/11
Season	2 vs. Arizona State, 02/19/11
Pac-10	2 vs. Arizona State, 02/19/11

Most Recent Occurrences Noted

MISC. STATS

Category	Season	Career
Double-Figure Scoring	0	0
Double-Figure Rebounding	0	0
Double-Doubles	0	0
Triple-Doubles	0	0
Led WSU in Scoring	0	0
Led WSU in Rebounding	0	0
20+ Point Games	0	0
30+ Point Games	0	0

CAREER STATISTICS

YEAR	GP	GS	MIN	AVG	3-POINT					REBOUNDS																		
					FGM	FGA	FG%	FTM	-FTA	FT%	OFF	DEF	TOT	AVG	PF	DQ	AST	TO	BLK	STL	PTS	AVG						
2010-11	15	0	58	3.9	3	-	9	.333	0	-	1	.000	3	-	8	.375	4	9	13	0.9	8	0	3	4	0	5	9	0.6
TOTAL	15	0	58	3.9	3	-	9	.333	0	-	1	.000	3	-	8	.375	4	9	13	0.9	8	0	3	4	0	5	9	0.6



#11

Faisal Aden

Guard • 6-4 • 185 • Junior
San Diego, Calif. • Hillsborough CC

2010-11 GAME-BY-GAME STATISTICS

Opponent	Date	GS	Min	FG	FGA	Pct	3FG	FGA	Pct	FT	FTA	Pct	Off	Def	Tot	Av	PF	FO	A TO	Blk Stl	Pts	Av			
SOUTHERN UNIVERSITY	11/13/10	*	26	7	16	.438	1	8	.125	3	4	.750	0	6	6	6.0	0	0	1	4	0	3	18	18.0	
IDAHO	11/16/10	*	35	10	16	.625	3	6	.500	3	3	1.000	0	3	3	4.5	3	0	3	4	1	3	26	22.0	
vs Portland	11/23/10	*	30	8	15	.533	4	8	.500	1	1	1.000	0	2	2	3.7	1	0	0	3	0	2	21	21.7	
at Fresno State	11/26/10	*	37	11	22	.500	6	12	.500	0	0	.000	0	3	3	3.5	1	0	3	2	0	2	28	23.3	
SACRAMENTO STATE	11/30/10	*	20	5	10	.500	1	2	.500	0	1	.000	1	3	4	3.6	2	0	2	2	0	3	11	20.8	
KANSAS STATE	12/03/10	*	27	4	13	.308	0	2	.000	0	0	.000	2	1	3	3.5	0	0	2	0	0	8	18.7		
GONZAGA	12/08/10		21	6	12	.500	2	5	.400	0	0	.000	0	1	1	3.1	4	0	2	1	0	3	14	18.0	
TEXAS-PAN AMERICAN	12/10/10		28	8	15	.533	4	6	.667	0	0	.000	0	7	7	3.6	2	0	1	0	1	0	20	18.3	
at Santa Clara	12/19/10	*	19	3	7	.429	0	2	.000	0	0	.000	1	1	2	3.4	3	0	0	3	1	0	6	16.9	
vs Mississippi State	12/22/10		26	8	14	.571	3	5	.600	1	2	.500	3	4	7	3.8	1	0	1	2	0	3	20	17.2	
vs Baylor	12/23/10		26	5	9	.556	1	4	.250	2	2	1.000	1	0	1	3.5	3	0	1	3	0	0	13	16.8	
vs Butler	12/25/10		24	3	9	.333	1	2	.500	1	2	.500	1	3	4	3.6	0	0	1	0	0	0	8	16.1	
at UCLA	12/29/10		23	9	13	.692	1	2	.500	0	0	.000	1	2	3	3.5	3	0	1	3	0	2	19	16.3	
at USC	12/31/10		25	2	11	.182	0	4	.000	0	0	.000	0	0	0	3.3	0	0	1	3	0	2	4	15.4	
OREGON STATE	01/06/11		32	5	11	.455	3	7	.429	2	2	1.000	1	4	5	3.4	3	0	0	2	1	3	15	15.4	
OREGON	01/08/11		14	1	6	.167	1	4	.250	3	4	.750	1	2	3	3.4	1	0	1	5	0	1	6	14.8	
at California	01/13/11		25	3	7	.429	0	2	.000	0	0	.000	0	1	1	3.2	1	0	0	3	1	0	6	14.3	
at Stanford	01/15/11	*	36	8	19	.421	1	7	.143	3	4	.750	2	1	3	3.2	2	0	2	2	0	3	20	14.6	
ARIZONA STATE	01/15/11																								
ARIZONA	01/22/11		17	2	7	.286	1	6	.167	0	0	.000	1	3	4	3.3	1	0	4	2	0	0	5	14.1	
WASHINGTON	01/30/11		26	6	17	.353	3	6	.500	0	0	.000	0	4	4	3.3	0	0	4	2	1	1	15	14.2	
at Oregon	02/03/11		21	2	10	.200	2	6	.333	0	0	.000	0	2	2	3.2	1	0	1	2	0	0	6	13.8	
at Oregon State	02/05/11		22	2	6	.333	1	4	.250	5	6	.833	3	4	7	3.4	1	0	0	3	0	1	10	13.6	
STANFORD	02/10/11		21	1	9	.111	1	7	.143	0	0	.000	1	3	4	3.4	1	0	4	2	0	0	3	13.1	
CALIFORNIA	02/12/11		26	5	14	.357	2	7	.286	6	7	.857	1	2	3	3.4	2	0	0	2	0	3	18	13.3	
at Arizona	02/17/11		18	1	4	.250	0	1	.000	0	1	.000	0	0	0	3.3	1	0	1	1	0	2	2	12.9	
at Arizona State	02/19/11																								
Totals			8	625	125	292	.428	42	125	.336	30	39	.769	20	62	82	3.3	37	0	34	58	6	37	322	12.9

ADEN'S
CAREER/SEASON HIGHS

Minutes

Career 37 at Fresno State, 11/26/10
Season 37 at Fresno State, 11/26/10
Pac-10 32 vs. Oregon State, 1/6/11

Points

Career 28 at Fresno State, 11/26/10
Season 28 at Fresno State, 11/26/10
Pac-10 20 at Stanford, 1/15/11

Field Goals Made

Career 11 at Fresno State, 11/26/10
Season 11 at Fresno State, 11/26/10
Pac-10 9 at UCLA, 12/29/10

Field Goal Attempts

Career 22 at Fresno State, 11/26/10
Season 22 at Fresno State, 11/26/10
Pac-10 19 at Stanford, 1/15/11

3-Pt Field Goals Made

Career 6 at Fresno State, 11/26/10
Season 6 at Fresno State, 11/26/10
Pac-10 3 vs. Washington, 1/30/11

3-Pt Field Goal Attempts

Career 12 at Fresno State, 11/26/10
Season 12 at Fresno State, 11/26/10
Pac-10 7 vs. Oregon State, 1/6/11

Free Throws Made

Career 6 vs. California, 2/12/11
Season 6 vs. California, 2/12/11
Pac-10 6 vs. California, 2/12/11

Free Throws Attempted

Career 7 vs. California, 2/12/11
Season 7 vs. California, 2/12/11
Pac-10 7 vs. California, 2/12/11

Rebounds

Career 7 (three times) at Oregon State, 2/5/11
Season 7 (three times) at Oregon State, 2/5/11
Pac-10 7 at Oregon State, 2/5/11

Assists

Career 4 (three times) vs. Stanford, 2/10/11
Season 4 (three times) vs. Stanford, 2/10/11
Pac-10 4 (three times) vs. Stanford, 2/10/11

Blocks

Career 1 (four times) vs. Washington, 1/30/11
Season 1 (four times) vs. Washington, 1/30/11
Pac-10 1 (twice) vs. Washington, 1/30/11

Steals

Career 3 (three times) vs. California, 2/12/11
Season 3 (three times) vs. California, 2/12/11
Pac-10 3 (three times) vs. California, 2/12/11
Most Recent Occurrences Noted

MISC. STATS

Category	Season	Career
Double-Figure Scoring	15	15
Double-Figure Rebounding	0	0
Double-Doubles	0	0
Triple-Doubles	0	0
Led WSU in Scoring	4	4
Led WSU in Rebounding	2	2
20+ Point Games	6	6
30+ Point Games	0	0

CAREER STATISTICS


YEAR	GP	GS	MIN	AVG	3-POINT					REBOUNDS					PF	DQ	AST	TO	BLK	STL	PTS	AVG			
					FGM	FGA	FG%	FTM	-FTA	FT%	OFF	DEF	TOT	AVG											
2010-11	24	8	607	25.3	124	288	.431	42	124	.339	30	38	.789	20	62	82	3.4	36	0	33	57	6	35	320	13.3
TOTAL	24	8	607	25.3	124	288	.431	42	124	.339	30	38	.789	20	62	82	3.4	36	0	33	57	6	35	320	13.3



#12

Brock Motum

Forward • 6-10 • 205 • Sophomore
Brisbane, Australia • Australia Institute of Sport



2010-11 GAME-BY-GAME STATISTICS

Opponent	Date	GS	Min	FG	FGA	Pct	3FG	FGA	Pct	FT	FTA	Pct	Off	Def	Tot	Avg	PF	FO	A TO	Blk	Stl	Pts	Avg	
SOUTHERN UNIVERSITY	11/13/10	*	24	6	6	1.000	2	2	1.000	0	0	.000	2	3	5	5.0	1	0	0	1	0	0	14	14.0
IDAHO	11/16/10		15	4	6	.667	0	1	.000	0	0	.000	1	2	3	4.0	1	0	1	1	0	8	11.0	
vs Portland	11/23/10		7	2	3	.667	1	1	1.000	1	3	.333	0	1	1	3.0	1	0	0	2	1	6	9.3	
at Fresno State	11/26/10	*	30	5	6	.833	1	1	1.000	0	2	.000	2	5	7	4.0	2	0	0	0	2	11	9.8	
SACRAMENTO STATE	11/30/10	*	17	5	5	1.000	0	0	.000	1	3	.333	1	2	3	3.8	1	0	1	1	0	11	10.0	
KANSAS STATE	12/03/10		21	0	3	.000	0	1	.000	3	4	.750	2	1	3	3.7	5	1	0	0	1	3	8.8	
GONZAGA	12/08/10	*	18	3	5	.600	0	0	.000	2	2	1.000	0	0	0	3.1	3	0	1	2	0	8	8.7	
TEXAS-PAN AMERICAN	12/10/10		20	6	7	.857	1	1	1.000	0	1	.000	5	2	7	3.6	2	0	1	0	0	13	9.3	
at Santa Clara	12/19/10		29	2	7	.286	0	2	.000	3	4	.750	2	0	2	3.4	2	0	3	0	0	7	9.0	
vs Mississippi State	12/22/10		13	3	7	.429	0	1	.000	0	0	.000	3	2	5	3.6	3	0	1	1	0	6	8.7	
vs Baylor	12/23/10		23	6	10	.600	0	0	.000	0	0	.000	0	0	0	3.3	3	0	2	2	0	12	9.0	
vs Butler	12/25/10		17	3	4	.750	0	0	.000	2	4	.500	2	3	5	3.4	2	0	1	1	0	8	8.9	
at UCLA	12/29/10		15	2	3	.667	0	0	.000	1	2	.500	1	1	2	3.3	1	0	0	2	0	5	8.6	
at USC	12/31/10		8	0	0	.000	0	0	.000	0	0	.000	0	1	1	3.1	1	0	1	0	0	0	8.0	
OREGON STATE	01/06/11		15	3	4	.750	0	1	.000	2	2	1.000	2	3	5	3.3	3	0	3	2	0	8	8.0	
OREGON	01/08/11		14	2	3	.667	0	1	.000	0	0	.000	0	1	1	3.1	1	0	1	2	0	4	7.8	
at California	01/13/11	*	22	2	3	.667	1	1	1.000	0	0	.000	0	2	2	3.1	1	0	0	1	0	5	7.6	
at Stanford	01/15/11		14	1	1	1.000	0	0	.000	0	0	.000	0	1	1	2.9	0	0	1	1	0	2	7.3	
ARIZONA STATE	01/20/11		14	1	2	.500	0	0	.000	0	0	.000	1	1	2	2.9	1	0	0	1	0	2	7.0	
ARIZONA	01/22/11		13	3	4	.750	0	1	.000	3	4	.750	1	1	2	2.9	0	0	0	0	0	1	9	7.1
WASHINGTON	01/30/11		17	2	3	.667	0	0	.000	1	2	.500	1	1	2	2.8	5	1	1	0	0	5	7.0	
at Oregon	02/03/11		17	1	3	.333	0	1	.000	2	2	1.000	0	1	1	2.7	1	0	0	1	0	4	6.9	
at Oregon State	02/05/11	*	21	2	5	.400	0	0	.000	0	0	.000	1	2	3	2.7	2	0	1	2	0	4	6.7	
STANFORD	02/10/11	*	22	3	3	1.000	0	0	.000	2	4	.500	0	2	2	2.7	1	0	1	2	0	8	6.8	
CALIFORNIA	02/12/11		27	6	10	.600	0	1	.000	7	9	.778	3	2	5	2.8	0	0	1	2	0	19	7.3	
at Arizona	02/17/11	*	17	1	4	.250	0	1	.000	2	2	1.000	3	3	6	2.9	1	0	2	2	0	4	7.2	
at Arizona State	02/19/11	*	14	2	6	.333	0	0	.000	1	2	.500	1	1	2	2.9	1	0	0	1	0	5	7.1	
Totals			9	484	76	123	.618	6	17	.353	33	52	.635	34	44	78	2.9	45	2	2330	2	10	191	7.1

MOTUM'S

CAREER/SEASON HIGHS

Minutes

Career 30 at Fresno State, 11/26/10
Season 30 at Fresno State, 11/26/10
Pac-10 27 vs. California, 2/12/10

Points

Career 19 vs. California, 2/12/11
Season 19 vs. California, 2/12/11
Pac-10 19 vs. California, 2/12/11

Field Goals Made

Career 6 (4 times) vs. California, 2/12/11
Season 6 (4 times) vs. California, 2/12/11
Pac-10 6 vs. California, 2/12/11

Field Goal Attempts

Career 10 (3 times) vs. California, 2/12/11
Season 10 (twice) vs. California, 2/12/11
Pac-10 10 vs. California, 2/12/11

3-Pt Field Goals Made

Career 2 vs. Southern, 11/13/10
Season 2 vs. Southern, 11/13/10
Pac-10 1 at California, 1/13/11

3-Pt Field Goal Attempts

Career 2 (three times) vs. Southern, 11/13/10
Season 2 vs. Southern, 11/13/10
Pac-10 1 (five times) at California, 1/13/11

Free Throws Made

Career 7 vs. California, 2/12/11
Season 7 vs. California, 2/12/11
Pac-10 7 vs. California, 2/12/11

Free Throws Attempted

Career 9 vs. California, 2/12/11
Season 9 vs. California, 2/12/11
Pac-10 9 vs. California, 2/12/11

Rebounds

Career 7 (twice) vs. UTPA (Spokane), 12/10/10
Season 7 (twice) vs. UTPA (Spokane), 12/10/10
Pac-10 6 at Arizona, 2/17/11

Assists

Career 3 (three times) vs. Oregon State, 1/6/11
Season 3 (twice) vs. Oregon State, 1/6/11
Pac-10 3 vs. Oregon State, 1/6/11

Blocks

Career 1 (twice) vs. Kansas State, 12/3/10
Season 1 (twice) vs. Kansas State, 12/3/10
Pac-10 None

Steals

Career 2 at Fresno State, 11/26/10
Season 2 at Fresno State, 11/26/10
Pac-10 1 (five times) vs. California, 2/12/11
Most Recent Occurrences Noted

MISC. STATS

Category	Season	Career
Double-Figure Scoring	4	6
Double-Figure Rebounding	0	0
Double-Doubles	0	0
Triple-Doubles	0	0
Led WSU in Scoring	1	1
Led WSU in Rebounding	3	3
20+ Point Games	0	0
30+Point Games	0	0

CAREER STATISTICS

		3-POINT										REBOUNDS												
YEAR	GP	GS	MIN	AVG	FGM - FGA	FG%	FGM	FGA	FG%	FTM	- FTA	FT%	OFF	DEF	TOT	AVG	PF	DQ	AST	TO	BLK	STL	PTS	AVG
2009-10	19	0	128	6.7	23 - 41	.561	4	- 10	.400	5	- 11	.455	7	9	16	0.8	7	0	7	6	0	2	55	2.9
2010-11	27	9	484	17.9	76 - 123	.618	6	- 17	.353	33	- 52	.635	34	44	78	2.9	45	2	23	30	2	10	191	7.1
TOTAL	46	9	612	13.3	99 - 164	.604	10	- 27	.370	38	- 63	.603	41	53	94	2.0	52	2	30	36	2	12	246	5.3



#13



Steven Bjornstad

Center • 6-10 • 217 • Sophomore
Vancouver, Wash. • Columbia River HS

BJORNSTAD'S CAREER/SEASON HIGHS

Minutes

Career 7 vs. Arizona State, 1/10/10
Season 6 vs. Sacramento State, 11/30/10
Pac-10 7 vs. Arizona State, 1/10/10

Points

Career 2 (5 times) vs. UTPA (Spokane), 12/10/10
Season 2 (twice) vs. UTPA (Spokane), 12/10/10
Pac-10 None

Field Goals Made

Career 1 (5 times) vs. UTPA (Spokane), 12/10/10
Season 1 vs. UTPA (Spokane), 12/10/10
Pac-10 None

Field Goal Attempts

Career 1 (4 times) vs. Sacramento State, 11/30/10
Season 1 (4 times) vs. Sacramento State, 11/30/10
Pac-10 None

3-Pt Field Goals Made

Career None
Season None
Pac-10 None

3-Pt Field Goal Attempts

Career None
Season None
Pac-10 None

Free Throws Made

Career 1 vs. IPFW, 11/19/09
Season None
Pac-10 None

Free Throws Attempted

Career 2 (twice) vs. Sacramento State, 11/30/10
Season 2 (twice) vs. Sacramento State, 11/30/10
Pac-10 None

Rebounds

Career 2 vs. Sacramento State, 11/30/10
Season 2 vs. Sacramento State, 11/30/10
Pac-10 None

Assists

Career None
Season None
Pac-10 None

Blocks

Career 1 (three times) at Oregon, 3/6/10
Season None
Pac-10 1 (twice) at Oregon, 3/6/10

Steals

Career None
Season None
Pac-10 None

Most Recent Occurrences Noted

MISC. STATS

Category	Season	Career
Double-Figure Scoring	0	0
Double-Figure Rebounding	0	0
Double-Doubles	0	0
Triple-Doubles	0	0
Led WSU in Scoring	0	0
Led WSU in Rebounding	0	0
20+ Point Games	0	0
30+ Point Games	0	0

2010-11 GAME-BY-GAME STATISTICS

Opponent	Date	GS	Min	FG	FGA	Pct	3FG	FGA	Pct	FT	FTA	Pct	Off	Def	Tot	Avg	PF	FO	ATO	Blk	Stl	Pts	Avg	
SOUTHERN UNIVERSITY	11/13/10									--Did Not Play--														
IDAHO	11/16/10									--Did Not Play--														
vs. Portland	11/23/10									--Did Not Play--														
at Fresno State	11/26/10									--Did Not Play--														
SACRAMENTO STATE	11/30/10		6	1	1	1.000	0	0	.000	0	2	.000	1	1	2	2.0	0	0	0	1	0	2	2.0	
KANSAS STATE	12/03/10									--Did Not Play--														
GONZAGA	12/08/10									--Did Not Play--														
TEXAS-PAN AMERICAN	12/10/10		2	1	1	1.000	0	0	.000	0	0	.000	0	0	0	1.0	0	0	0	0	0	2	2.0	
at Santa Clara	12/19/10									--Did Not Play--														
vs Mississippi State	12/22/10									--Did Not Play--														
vs Baylor	12/23/10									--Did Not Play--														
vs Butler	12/25/10									--Did Not Play--														
at UCLA	12/29/10									--Did Not Play--														
at USC	12/31/10									--Did Not Play--														
OREGON STATE	01/06/11									--Did Not Play--														
OREGON	01/08/11									--Did Not Play--														
at California	01/13/11									--Did Not Play--														
at Stanford	01/15/11									--Did Not Play--														
ARIZONA STATE	01/20/11									--Did Not Play--														
ARIZONA	01/22/11									--Did Not Play--														
WASHINGTON	01/30/11									--Did Not Play--														
at Oregon	02/03/11		1	0	0	.000	0	0	.000	0	0	.000	0	0	0	0.7	0	0	0	0	0	1.3		
at Oregon State	02/05/11									--Did Not Play--														
STANFORD	02/10/11									--Did Not Play--														
CALIFORNIA	02/12/11									--Did Not Play--														
at Arizona	02/17/11									--Did Not Play--														
at Arizona State	02/19/11									--Did Not Play--														
Totals			0	9	2	2	1.000	0	0	.000	0	2	.000	1	1	2	0.7	0	0	0	1	0	4	1.3

CAREER STATISTICS

YEAR	GP	GS	MIN	AVG	FGM	-FGA	FG%	3-POINT			FTM	-FTA	FT%	REBOUNDS										PTS	AVG
								FGM	FGA	FG%				OFF	DEF	TOT	AVG	PF	DQ	AST	TO	BLK	STL		
2009-10	11	0	28	2.5	3	-5	.600	0	0	.000	1	-3	.333	1	1	2	0.2	4	0	0	3	3	0	7	0.6
2010-11	3	0	9	3.0	2	-2	1.000	0	0	.000	0	-2	.000	1	1	2	0.7	0	0	0	1	0	0	4	1.3
TOTAL	14	0	37	2.6	5	-7	.714	0	0	.000	1	-5	.200	2	2	4	0.3	4	0	0	4	3	0	11	0.8



#15

Chris McNamara

Center • 6-10 • 277 • Junior
Leeds, England • Bellevue CC

2010-11 GAME-BY-GAME STATISTICS

Opponent	Date	GS	Min	FG	FGA	Pct	3FG	FGA	Pct	FT	FTA	Pct	Off	Def	Tot	Avg	PF	FO	ATO	Blk	Stl	Pts	Avg
SOUTHERN UNIVERSITY	11/13/10	1	0	1	.000	0	0	.000	0	0	.000	0	0	0	0	0.0	0	0	0	0	0	0.0	
IDAHO	11/16/10															--Did Not Play--							
vs Portland	11/23/10	1	0	0	.000	0	0	.000	0	0	.000	0	0	0	0	0.0	0	0	0	0	0	0.0	
at Fresno State	11/26/10															--Did Not Play--							
SACRAMENTO STATE	11/30/10	4	0	0	.000	0	0	.000	0	0	.000	0	1	1	0.3	2	0	1	0	0	0	0.0	
KANSAS STATE	12/03/10															--Did Not Play--							
GONZAGA	12/08/10	2	0	0	.000	0	0	.000	0	0	.000	0	0	0	0.3	0	0	0	0	0	0	0.0	
at Santa Clara	12/19/10															--Did Not Play--							
vs Mississippi State	12/22/10															--Did Not Play--							
vs Baylor	12/23/10															--Did Not Play--							
vs Butler	12/25/10															--Did Not Play--							
at UCLA	12/29/10															--Did Not Play--							
at USC	12/31/10															--Did Not Play--							
OREGON STATE	01/06/11															--Did Not Play--							
OREGON	01/08/11															--Did Not Play--							
at California	01/13/11															--Did Not Play--							
at Stanford	01/15/11															--Did Not Play--							
ARIZONA STATE	01/20/11															--Did Not Play--							
ARIZONA	01/22/11															--Did Not Play--							
WASHINGTON	01/30/11															--Did Not Play--							
at Oregon	02/03/11															--Did Not Play--							
at Oregon State	02/05/11															--Did Not Play--							
STANFORD	02/10/11															--Did Not Play--							
CALIFORNIA	02/12/11															--Did Not Play--							
at Arizona	02/17/11															--Did Not Play--							
at Arizona State	02/19/11															--Did Not Play--							
Totals		0	8	0	1	.000	0	0	.000	0	0	.000	0	1	1	0.3	2	0	1	0	0	0.0	

MCNAMARA'S
CAREER/SEASON HIGHS

Minutes

Career 4 vs. Sacramento State, 11/30/10
Season 4 vs. Sacramento State, 11/30/10
Pac-10 None

Points

Career None
Season None
Pac-10 None

Field Goals Made

Career None
Season None
Pac-10 None

Field Goal Attempts

Career 1 vs. Southern, 11/13/10
Season 1 vs. Southern, 11/13/10
Pac-10 None

3-Pt Field Goals Made

Career None
Season None
Pac-10 None

3-Pt Field Goal Attempts

Career None
Season None
Pac-10 None

Free Throws Made

Career None
Season None
Pac-10 None

Free Throws Attempted

Career None
Season None
Pac-10 None

Rebounds

Career 1 vs. Sacramento State, 11/30/10
Season 1 vs. Sacramento State, 11/30/10
Pac-10 None

Assists

Career 1 vs. Sacramento State, 11/30/10
Season 1 vs. Sacramento State, 11/30/10
Pac-10 None

Blocks

Career None
Season None
Pac-10 None

Steals

Career None
Season None
Pac-10 None

Most Recent Occurrences Noted

MISC. STATS

Category	Season	Career
Double-Figure Scoring	0	0
Double-Figure Rebounding	0	0
Double-Doubles	0	0
Triple-Doubles	0	0
Led WSU in Scoring	0	0
Led WSU in Rebounding	0	0
20+ Point Games	0	0
30+ Point Games	0	0

CAREER STATISTICS

YEAR	GP	GS	MIN	AVG	FGM - FGA	FG%	3-POINT			FTM	-FTA	FT%	REBOUNDS				PF	DQ	AST	TO	BLK	STL	PTS	AVG
							FGM	FGA	FG%				OFF	DEF	TOT	AVG								
2010-11	4	0	8	2.0	0 - -1	.000	0 - 0	.000		0 - -0	.000	0	1	1	0.3	2	0	1	0	0	0	0	0.0	
TOTAL	4	0	8	2.0	0 - -1	.000	0 - 0	.000		0 - -0	.000	0	1	1	0.3	2	0	1	0	0	0	0	0.0	




#22

Ben Loewen

Guard • 6-0 • 172 • Junior

Spokane, Wash. • Whitworth University



2010-11 GAME-BY-GAME STATISTICS

Opponent	Date	GS	Min	FG	FGA	Pct	3FG	FGA	Pct	FT	FTA	Pct	Off	Def	Tot	Avg	PF	FO	A TO	Blk	Stl	Pts	Avg
SOUTHERN UNIVERSITY	11/13/10	9	1	2	.500	0	0	.000	0	0	.000	1	0	1	1.0	0	0	0	0	0	2	2.0	
IDAHO	11/16/10															--Did Not Play--							
vs Portland	11/23/10	1	0	1	.000	0	1	.000	0	0	.000	0	0	0	0.5	0	0	0	0	0	0	1.0	
at Fresno State	11/26/10															--Did Not Play--							
SACRAMENTO STATE	11/30/10	14	3	6	.500	2	3	.667	0	0	.000	0	0	0	0.3	1	0	0	0	1	8	3.3	
KANSAS STATE	12/03/10															--Did Not Play--							
GONZAGA	12/08/10	2	0	0	.000	0	0	.000	0	0	.000	0	0	0	0.3	1	0	0	1	0	0	2.5	
TEXAS-PAN AMERICAN	12/10/10	2	0	0	.000	0	0	.000	0	0	.000	0	1	1	0.4	0	0	1	0	0	0	2.0	
at Santa Clara	12/19/10															--Did Not Play--							
vs Mississippi State	12/22/10	1	0	0	.000	0	0	.000	0	0	.000	0	0	0	0.3	0	0	0	0	0	0	1.7	
vs Baylor	12/23/10															--Did Not Play--							
vs Butler	12/25/10															--Did Not Play--							
at UCLA	12/29/10															--Did Not Play--							
at USC	12/31/10															--Did Not Play--							
OREGON STATE	01/06/11															--Did Not Play--							
OREGON	01/08/11	1	0	1	.000	0	0	.000	0	0	.000	0	0	0	0.3	0	0	0	0	0	0	1.4	
at California	01/13/11															--Did Not Play--							
at Stanford	01/15/11															--Did Not Play--							
ARIZONA STATE	01/20/11	1	0	0	.000	0	0	.000	0	0	.000	0	0	0	0.3	0	0	0	0	0	0	1.3	
ARIZONA	01/22/11															--Did Not Play--							
WASHINGTON	01/30/11															--Did Not Play--							
at Oregon	02/03/11	3	0	1	.000	0	1	.000	0	0	.000	0	0	0	0.2	0	0	0	0	0	0	1.1	
at Oregon State	02/05/11															--Did Not Play--							
STANFORD	02/10/11															--Did Not Play--							
CALIFORNIA	02/12/11															--Did Not Play--							
at Arizona	02/17/11															--Did Not Play--							
at Arizona State	02/19/11															--Did Not Play--							
Totals		0	34	4	11	.364	2	5	.400	0	0	.000	1	1	2	0.2	2	0	1	1	0	10	1.1

LOEWEN'S
CAREER/SEASON HIGHS

Minutes

Career 14 vs. Sacramento State, 11/30/10
 Season 14 vs. Sacramento State, 11/30/10
 Pac-10 3 at Oregon, 2/3/11

Points

Career 8 vs. Sacramento State, 11/30/10
 Season 8 vs. Sacramento State, 11/30/10
 Pac-10 None

Field Goals Made

Career 3 vs. Sacramento State, 11/30/10
 Season 3 vs. Sacramento State, 11/30/10
 Pac-10 None

Field Goal Attempts

Career 6 vs. Sacramento State, 11/30/10
 Season 6 vs. Sacramento State, 11/30/10
 Pac-10 1 (twice) at Oregon, 2/3/11

3-Pt Field Goals Made

Career 2 vs. Sacramento State, 11/30/10
 Season 2 vs. Sacramento State, 11/30/10
 Pac-10 None

3-Pt Field Goal Attempts

Career 3 vs. Sacramento State, 11/30/10
 Season 3 vs. Sacramento State, 11/30/10
 Pac-10 None

Free Throws Made

Career None
 Season None
 Pac-10 None

Free Throws Attempted

Career None
 Season None
 Pac-10 None

Rebounds

Career 1 (twice) vs. UTPA (Spokane), 12/10/10
 Season 1 (twice) vs. UTPA (Spokane), 12/10/10
 Pac-10 None

Assists

Career 1 vs. UTPA (Spokane), 12/10/10
 Season 1 vs. UTPA (Spokane), 12/10/10
 Pac-10 None

Blocks

Career None
 Season None
 Pac-10 None

Steals

Career 1 vs. Sacramento State, 11/30/10
 Season 1 vs. Sacramento State, 11/30/10
 Pac-10 None

Most Recent Occurrences Noted

MISC. STATS

Category	Season	Career
Double-Figure Scoring	0	0
Double-Figure Rebounding	0	0
Double-Doubles	0	0
Triple-Doubles	0	0
Led WSU in Scoring	0	0
Led WSU in Rebounding	0	0
20+ Point Games	0	0
30+ Point Games	0	0

CAREER STATISTICS

YEAR	GP	GS	MIN	AVG	3-POINT					REBOUNDS					PF	DQ	AST	TO	BLK	STL	PTS	AVG
					FGM	FGA	FG%	FTM	FTA	FT%	OFF	DEF	TOT	Avg								
2009-10	4	0	8	2.0	0	-1	.000	0	0	.000	0	0	0	0.0	1	0	0	0	0	0	0	0.0
2010-11	9	0	34	3.8	4	11	.364	2	5	.400	0	1	2	0.2	2	0	1	1	0	1	10	1.1
TOTAL	13	0	42	3.2	4	12	.333	2	5	.400	0	1	2	0.2	3	0	1	1	0	1	10	0.8



#23

DeAngelo Casto

Forward • 6-8 • 241 • Junior
Spokane, Wash. • Ferris HS

2010-11 GAME-BY-GAME STATISTICS

Opponent	Date	GS	Min	FG	FGA	Pct	3FG	FGA	Pct	FT	FTA	Pct	Off	Def	Tot	Avg	PF	FO	A	TO	Blk	Stl	Pts	Avg	
SOUTHERN UNIVERSITY	11/13/10		16	4	5	.800	0	0	.000	8	11	.727	1	4	5	5.0	4	0	0	3	1	0	16	16.0	
IDAHO	11/16/10	*	27	4	6	.667	0	0	.000	2	2	1.000	1	2	3	4.0	2	0	3	3	4	1	10	13.0	
vs Portland	11/23/10	*	29	1	3	.333	0	0	.000	0	0	.000	2	5	7	5.0	4	0	2	7	3	1	2	9.3	
at Fresno State	11/26/10																								
SACRAMENTO STATE	11/30/10																								
KANSAS STATE	12/03/10	*	30	3	8	.375	0	0	.000	3	4	.750	3	4	7	5.5	4	0	0	4	3	1	9	9.3	
GONZAGA	12/08/10		16	4	8	.500	0	0	.000	0	0	.000	2	2	4	5.2	4	0	0	1	1	0	8	9.0	
TEXAS-PAN AMERICAN	12/10/10	*	18	4	7	.571	0	0	.000	1	4	.250	2	5	7	5.5	1	0	0	4	3	0	9	9.0	
at Santa Clara	12/19/10	*	22	6	9	.667	0	0	.000	3	5	.600	4	6	10	6.1	4	0	0	1	2	2	15	9.9	
vs Mississippi State	12/22/10	*	22	2	3	.667	0	0	.000	2	4	.500	0	5	5	6.0	4	0	0	0	2	0	6	9.4	
vs Baylor	12/23/10	*	24	5	9	.556	0	0	.000	2	2	1.000	2	3	5	5.9	4	0	0	0	0	4	12	9.7	
vs Butler	12/25/10	*	31	3	9	.333	0	0	.000	0	0	.000	1	4	5	5.8	4	0	2	3	1	0	6	9.3	
at UCLA	12/29/10	*	28	4	9	.444	0	0	.000	0	0	.000	2	4	6	5.8	4	0	2	3	1	0	8	9.2	
at USC	12/31/10	*	34	8	11	.727	0	0	.000	2	2	1.000	2	6	8	6.0	1	0	0	1	1	1	18	9.9	
OREGON STATE	01/06/11	*	26	3	4	.750	0	0	.000	0	0	.000	1	4	5	5.9	4	0	0	2	3	0	6	9.6	
OREGON	01/08/11	*	26	5	9	.556	0	0	.000	2	3	.667	3	4	7	6.0	3	0	1	1	1	1	12	9.8	
at California	1/13/11		34	4	9	.444	0	0	.000	3	4	.750	3	8	11	6.3	5	1	1	4	0	1	11	9.9	
at Stanford	01/15/11	*	32	2	6	.333	0	0	.000	3	5	.600	2	5	7	6.4	2	0	2	2	0	2	7	9.7	
ARIZONA STATE	01/20/11	*	30	11	18	.611	0	0	.000	3	5	.600	2	3	5	6.3	1	0	0	2	4	0	25	10.6	
ARIZONA	01/22/11	*	35	8	12	.667	0	0	.000	1	4	.250	2	4	6	6.3	3	0	1	1	4	0	17	10.9	
WASHINGTON	01/30/11	*	21	5	9	.556	0	0	.000	1	4	.250	1	7	8	6.4	5	1	0	0	0	2	11	10.9	
at Oregon	02/03/11	*	24	1	5	.200	0	0	.000	1	1	1.000	3	4	7	6.4	3	0	0	1	0	1	3	10.6	
at Oregon State	02/05/11	*	33	4	5	.800	0	0	.000	3	4	.750	2	8	10	6.6	2	0	2	1	0	0	11	10.6	
STANFORD	02/10/11	*	33	10	11	.909	0	0	.000	2	7	.286	2	2	4	6.5	2	0	0	0	1	1	22	11.1	
CALIFORNIA	02/12/11	*	29	5	6	.833	0	0	.000	4	7	.571	1	4	5	6.4	5	1	1	2	3	2	14	11.2	
at Arizona	02/17/11	*	35	5	9	.556	0	0	.000	4	4	1.000	3	3	6	6.4	3	0	3	3	1	1	14	11.3	
at Arizona State	02/19/11	*	32	4	7	.571	0	0	.000	4	8	.500	4	6	10	6.5	3	0	1	4	2	1	12	11.4	
Totals			22	687	115	197	.584	0	0	.000	54	90	.600	51	112	163	6.5	81	3	21	53	41	22	284	11.4

CASTO'S
CAREER/SEASON HIGHS

Minutes

Career 40 vs. Oregon (Los Angeles), 3/10/10
Season 35 at Arizona, 2/17/11
Pac-10 37 vs. Oregon, 12/31/09

Points

Career 25 vs. Arizona State, 1/20/11
Season 25 vs. Arizona State, 1/20/11
Pac-10 25 vs. Arizona State, 1/20/11

Field Goals Made

Career 11 vs. Arizona State, 1/20/11
Season 11 vs. Arizona State, 1/20/11
Pac-10 11 vs. Arizona State, 1/20/11

Field Goal Attempts

Career 18 vs. Arizona State, 1/20/11
Season 18 vs. Arizona State, 1/20/11
Pac-10 18 vs. Arizona State, 1/20/11

3-Pt Field Goals Made

Career None
Season None
Pac-10 None

3-Pt Field Goal Attempts

Career 1 at Oregon State, 3/6/10
Season None
Pac-10 1 at Oregon State, 3/6/10

Free Throws Made

Career 8 vs. Southern, 11/13/10
Season 8 vs. Southern, 11/13/10
Pac-10 5 vs. Oregon, 12/31/09

Free Throws Attempted

Career 13 vs. Oregon (Los Angeles), 3/10/10
Season 11 vs. Southern, 11/13/10
Pac-10 8 (twice) vs. Oregon, 12/31/09

Rebounds

Career 14 (twice) vs. Idaho, 12/9/09
Season 11 at California, 1/13/11
Pac-10 12 vs. Oregon, 12/31/09

Assists

Career 5 vs. Arizona, 2/26/09
Season 3 (twice) at Arizona, 2/17/11
Pac-10 5 vs. Arizona, 2/26/09

Blocks

Career 5 (twice) at California, 2/13/10
Season 4 (three times) vs. Arizona, 1/22/11
Pac-10 5 (twice) at California, 2/13/10

Steals

Career 3 (four times) at Stanford, 2/11/10
Season 4 vs. Baylor (Honolulu), 12/23/10
Pac-10 3 at Stanford, 2/11/10
Most Recent Occurrences Noted

MISC. STATS

Category	Season	Career
Double-Figure Scoring	11	30
Double-Figure Rebounding	3	8
Double-Doubles	4	11
Triple-Doubles	0	0
Led WSU in Scoring	3	6
Led WSU in Rebounding	9	23
20+ Point Games	2	2
30+Point Games	0	0


CAREER STATISTICS

YEAR	GP	GS	MIN	AVG	FGM	-FGA	FG%	3-POINT			FTM	-FTA	FT%	REBOUNDS				PF	DQ	AST	TO	BLK	STL	PTS	AVG
								FGM	FGA	FG%				OFF	DEF	TOT	AVG								
2008-09	33	2	532	16.1	53	- 95	.558	0	- 0	.000	38	- 59	.644	43	88	131	4.0	54	1	15	37	39	14	144	4.4
2009-10	31	30	884	28.5	124	- 249	.498	0	- 1	.000	85	- 144	.590	82	134	216	7.0	76	1	16	67	67	22	333	10.7
2010-11	25	22	687	27.5	115	- 197	.584	0	- 0	.000	54	- 90	.600	51	112	163	6.5	81	3	21	53	41	22	284	11.4
TOTAL	89	54	2103	23.6	292	- 541	.540	0	- 1	.000	177	- 293	.604	176	334	510	5.7	211	5	52	157	147	58	761	8.6



#25

Dre' Winston, Jr.

Guard • 6-1 • 166 • Freshman
Lakewood, Wash. • Lakes HSWINSTON, JR.'S
CAREER/SEASON HIGHS

Minutes

Career 22 vs. Southern, 11/13/10
Season 22 vs. Southern, 11/13/10
Pac-10 8 at Stanford, 1/15/11

Points

Career 4 vs. Sacramento State, 11/30/10
Season 4 vs. Sacramento State, 11/30/10
Pac-10 None

Field Goals Made

Career 2 vs. Sacramento State, 11/30/10
Season 2 vs. Sacramento State, 11/30/10
Pac-10 None

Field Goal Attempts

Career 4 vs. Southern, 11/13/10
Season 4 vs. Southern, 11/13/10
Pac-10 None

3-Pt Field Goals Made

Career None
Season None
Pac-10 None

3-Pt Field Goal Attempts

Career None
Season None
Pac-10 None

Free Throws Made

Career 1 at Fresno State, 11/26/10
Season 1 at Fresno State, 11/26/10
Pac-10 None

Free Throws Attempted

Career 2 vs. Arizona State, 1/20/11
Season 2 (three times) vs. Arizona State, 1/20/11
Pac-10 None

Rebounds

Career 2 (three times) vs. Stanford, 2/10/11
Season 2 (three times) vs. Stanford, 2/10/11
Pac-10 2 (three times) vs. Stanford, 2/10/11

Assists

Career 2 (twice) at Fresno State, 11/26/10
Season 2 (twice) at Fresno State, 11/26/10
Pac-10 1 vs. Oregon State, 1/6/11

Blocks

Career None
Season None
Pac-10 None

Steals

Career 2 vs. Sacramento State, 11/30/10
Season 2 vs. Sacramento State, 11/30/10
Pac-10 1 at Stanford, 1/15/11

Most Recent Occurrences Noted

MISC. STATS


Category	Season	Career
Double-Figure Scoring	0	0
Double-Figure Rebounding	0	0
Double-Doubles	0	0
Triple-Doubles	0	0
Led WSU in Scoring	0	0
Led WSU in Rebounding	0	0
20+ Point Games	0	0
30+ Point Games	0	0

20010-11 GAME-BY-GAME STATISTICS

Opponent	Date	GS	Min	FG	FGA	Pct	3FG	FGA	Pct	FT	FTA	Pct	Off	Def	Tot	Avg	PF	FO	A TO	Blk	Stl	Pts	Avg	
SOUTHERN UNIVERSITY	11/13/10	22	0	4	.000	0	0	.000	0	0	.000	1	1	2	2.0	2	0	0	0	0	0	0	0.0	
IDAHO	11/16/10	16	1	1	1.000	0	0	.000	0	0	.000	0	1	1	1.5	3	0	2	0	1	2	1.0		
vs Portland	11/23/10	18	1	2	.500	0	0	.000	0	0	.000	0	2	2	1.7	0	0	1	0	0	2	1.3		
at Fresno State	11/26/10	17	0	1	.000	0	0	.000	1	2	.500	0	0	0	1.3	1	0	2	0	0	1	1.3		
SACRAMENTO STATE	11/30/10	21	2	3	.667	0	0	.000	0	0	.000	0	1	1	1.2	2	0	0	1	0	2	1.8		
KANSAS STATE	12/03/10	1	0	1	.000	0	0	.000	0	0	.000	0	0	0	1.0	0	0	0	0	0	0	1.5		
GONZAGA	12/08/10	4	0	0	.000	0	0	.000	0	2	.000	0	1	1	1.0	0	0	1	0	0	0	1.3		
TEXAS-PAN AMERICAN	12/10/10	6	0	1	.000	0	0	.000	0	0	.000	1	1	2	1.1	0	0	0	0	0	0	1.1		
at Santa Clara	12/19/10	1	0	0	.000	0	0	.000	0	0	.000	0	0	0	1.0	0	0	0	1	0	0	1.0		
at Santa Clara	12/19/10	1	0	0	.000	0	0	.000	0	0	.000	0	0	0	1.0	0	0	0	1	0	0	1.0		
vs Mississippi State	12/22/10	5	1	2	.500	0	0	.000	0	1	.000	0	1	1	1.0	0	0	0	0	0	2	1.1		
vs Baylor	12/23/10	--Did Not Play--																						
vs Butler	12/25/10	1	0	0	.000	0	0	.000	0	0	.000	0	0	0	0.9	0	0	0	0	0	0	1.0		
at UCLA	12/29/10	1	0	0	.000	0	0	.000	0	0	.000	0	0	0	0.8	0	0	0	1	0	0	0.9		
at USC	12/31/10	3	0	0	.000	0	0	.000	0	0	.000	0	0	0	0.8	0	0	0	0	0	0	0.8		
OREGON STATE	01/06/11	3	0	0	.000	0	0	.000	0	0	.000	0	0	0	0.7	0	0	0	1	1	0	0.8		
OREGON	01/08/11	3	0	0	.000	0	0	.000	0	0	.000	0	0	0	0.7	0	0	0	0	0	0	0.7		
at California	01/13/11	--Did Not Play--																						
at Stanford	01/15/11	8	0	0	.000	0	0	.000	0	0	.000	0	1	1	0.7	2	0	1	1	0	1	0.7		
ARIZONA STATE	01/20/11	9	1	1	1.000	0	0	.000	0	2	.000	0	1	1	0.7	0	0	0	2	0	0	2	0.8	
ARIZONA	01/22/11	1	0	0	.000	0	0	.000	0	0	.000	0	0	0	0.7	0	0	0	0	0	0	0.7		
WASHINGTON	01/30/11	--Did Not Play--																						
at Oregon	02/03/11	1	0	0	.000	0	0	.000	0	0	.000	0	0	0	0.6	0	0	0	0	0	0	0.7		
at Oregon State	02/05/11	--Did Not Play--																						
STANFORD	02/10/11	4	0	1	.000	0	0	.000	0	0	.000	0	2	2	0.7	0	0	0	0	0	0	0.7		
CALIFORNIA	02/12/11	2	0	0	.000	0	0	.000	0	0	.000	0	0	0	0.7	0	0	0	1	0	0	0.6		
at Arizona	02/17/11	3	0	0	.000	0	0	.000	0	0	.000	0	0	0	0.6	0	0	0	0	1	0	0.6		
at Arizona State	02/19/11	3	0	0	.000	0	0	.000	0	0	.000	0	0	0	0.6	0	0	0	0	0	0	0.6		
Totals		0	153	6	17	.353	0	0	.000	1	7	.143	2	12	14	0.6	10	0	8	8	0	6	13	0.6

CAREER STATISTICS

YEAR	GP	GS	MIN	AVG	FGM - FGA	FG%	3-POINT			FTM	-FTA	FT%	REBOUNDS					PF	DQ	AST	TO	BLK	STL	PTS	AVG
							FGM	FGA	FG%				OFF	DEF	TOT	AVG									
2010-11	23	0	153	6.7	6 - 17	.353	0	0	.000	1	- 7	.143	2	12	14	0.6	10	0	8	8	0	6	13	0.6	
TOTAL	23	0	153	6.7	6 - 17	.353	0	0	.000	1	- 7	.143	2	12	14	0.6	10	0	8	8	0	6	13	0.6	



#31

Abe Lodwick

Guard/Forward • 6-7 • 208 • Junior
Bend, Ore. • Mountain View HS

2010-11 GAME-BY-GAME STATISTICS

Opponent	Date	GS	Min	FG	FGA	Pct	3FG	FGA	Pct	FT	FTA	Pct	Off	Def	Tot	Avg	PF	FO	ATO	Blk	Stl	Pts	Avg	
SOUTHERN UNIVERSITY	11/13/10	*	17	2	5	.400	0	2	.000	0	1	.000	1	0	1	1.0	4	0	1	0	1	4	4.0	
IDAHO	11/16/10	*	24	1	2	.500	0	0	.000	0	0	.000	1	4	5	3.0	2	0	0	0	0	2	3.0	
vs Portland	11/23/10	*	24	1	3	.333	1	3	.333	0	0	.000	0	4	4	3.3	3	0	1	0	2	1	3	3.0
at Fresno State	11/26/10	*	19	0	2	.000	0	2	.000	0	0	.000	0	3	3	3.3	3	0	1	2	0	1	0	2.3
SACRAMENTO STATE	11/30/10	*	22	1	5	.200	1	4	.250	0	0	.000	2	2	4	3.4	0	0	5	0	2	3	2.4	
KANSAS STATE	12/03/10	*	18	0	1	.000	0	1	.000	0	0	.000	0	3	3	3.3	5	1	0	0	0	0	2.0	
GONZAGA	12/08/10	*	19	1	3	.333	1	3	.333	1	2	.500	0	2	2	3.1	2	0	0	0	0	3	4	2.3
TEXAS-PAN AMERICAN	12/10/10	*	18	0	5	.000	0	5	.000	0	0	.000	0	2	2	3.0	1	0	2	2	0	0	2.0	
at Santa Clara	12/19/10	*	23	1	2	.500	1	2	.500	0	0	.000	1	5	6	3.3	5	1	2	0	0	3	2.1	
vs Mississippi State	12/22/10	*	25	3	5	.600	3	5	.600	0	0	.000	1	5	6	3.6	3	0	2	1	0	9	2.8	
vs Baylor	12/23/10	*	25	2	4	.500	1	3	.333	0	0	.000	1	7	8	4.0	3	0	1	2	1	0	5	3.0
vs Butler	12/25/10	*	12	0	3	.000	0	3	.000	0	0	.000	0	2	2	3.8	5	1	0	0	0	0	2.8	
at UCLA	12/29/10	*	32	1	1	1.000	0	0	.000	0	1	.000	0	7	7	4.1	4	0	2	0	3	1	2	2.7
at USC	12/31/10	*	27	2	4	.500	2	4	.500	0	0	.000	2	3	5	4.1	2	0	1	2	0	1	6	2.9
OREGON STATE	01/06/11	*	19	1	2	.500	1	2	.500	0	0	.000	1	2	3	4.1	4	0	0	1	0	1	3	2.9
OREGON	01/08/11	*	26	2	5	.400	2	4	.500	0	0	.000	0	6	6	4.2	4	0	1	0	0	6	3.1	
at California	01/13/11	*	21	1	2	.500	1	2	.500	0	0	.000	0	1	1	4.0	5	1	2	0	0	3	3.1	
at Stanford	01/15/11	*	29	0	2	.000	0	2	.000	2	2	1.000	8	8	4.2	3	0	0	2	0	0	2	3.1	
ARIZONA STATE	01/20/11	*	25	1	1	1.000	0	0	.000	0	0	.000	1	6	7	4.4	4	0	1	0	1	0	2	3.0
ARIZONA	01/22/11	*	28	1	3	.333	0	2	.000	0	0	.000	1	3	4	4.4	5	1	3	1	1	1	2	3.0
WASHINGTON	01/30/11	*	27	0	1	.000	0	1	.000	2	2	1.000	2	2	4.2	5	1	2	1	1	2	2	2.9	
at Oregon	02/03/11	*	23	1	1	1.000	0	0	.000	0	0	.000	1	2	3	4.2	2	0	0	1	0	0	2	2.9
at Oregon State	02/05/11	*	17	2	3	.667	1	1	1.000	1	1	1.000	2	2	4.1	4	0	0	1	0	0	6	3.0	
STANFORD	02/10/11	*	23	1	5	.200	1	4	.250	0	0	.000	1	3	4	4.1	3	0	0	2	0	0	3	3.0
CALIFORNIA	02/12/11	*	21	0	5	.000	0	5	.000	0	0	.000	0	2	2	4.0	5	1	2	3	0	2	2.9	
at Arizona	02/17/11	*	26	2	6	.333	2	6	.333	0	0	.000	1	3	4	4.0	5	1	3	0	0	6	3.0	
at Arizona State	02/19/11	*	37	3	5	.600	3	5	.600	2	2	1.000	3	1	4	4.0	3	0	3	1	0	2	11	3.3
Totals			24	627	30	86	.349	21	71	.296	8	11	.727	18	90	108.4	0	94	8	3522	9	18	89	3.3

LODWICK'S
CAREER/SEASON HIGHS

Minutes

Career 32 at UCLA, 12/29/10
Season 32 at UCLA, 12/29/10
Pac-10 32 at UCLA, 12/29/10

Points

Career 13 vs. Portland State (Kennewick), 12/19/09
Season 9 vs. Mississippi St. (Honolulu), 12/22/10
Pac-10 11 (twice) at Arizona State, 2/19/11

Field Goals Made

Career 5 vs. Portland State (Kennewick), 12/19/09
Season 3 (twice) at Arizona State, 2/19/11
Pac-10 3 (twice) at Arizona State, 2/19/11

Field Goal Attempts

Career 7 vs. Canisius, 11/25/08
Season 5 (six times) at Arizona State, 2/19/11
Pac-10 6 vs. USC, 2/20/10

3-Pt Field Goals Made

Career 3 (three times) at Arizona State, 2/19/11
Season 3 (twice) at Arizona State, 2/19/11
Pac-10 3 at Arizona State, 2/19/11

3-Pt Field Goal Attempts

Career 5 (twice) at Arizona State, 2/19/11
Season 5 (twice) at Arizona State, 2/19/11
Pac-10 6 at Arizona, 2/17/11

Free Throws Made

Career 4 vs. USC, 2/20/10
Season 2 (three times) at Arizona State, 2/19/11
Pac-10 4 vs. USC, 2/20/10

Free Throws Attempted

Career 4 (twice) vs. USC, 2/20/10
Season 2 (four times) at Arizona State, 2/19/11
Pac-10 4 vs. USC, 2/20/10

Rebounds

Career 9 vs. Mississippi Valley State, 11/13/09
Season 8 (twice) at Stanford, 1/15/11
Pac-10 8 at Stanford, 1/15/11

Assists

Career 5 vs. Sacramento State, 11/30/10
Season 5 vs. Sacramento State, 11/30/10
Pac-10 3 (three times) at Arizona State, 2/19/11

Blocks

Career 3 at UCLA, 12/29/10
Season 3 at UCLA, 12/29/10
Pac-10 3 at UCLA, 12/29/10

Steals


Career 3 vs. Gonzaga, 12/8/10
Season 3 vs. Gonzaga, 12/8/10
Pac-10 2 (twice) at Arizona State, 2/19/11
Most Recent Occurrences Noted

MISC. STATS

Category	Season	Career
Double-Figure Scoring	1	3
Double-Figure Rebounding	0	0
Double-Doubles	0	0
Triple-Doubles	0	0
Led WSU in Scoring	0	0
Led WSU in Rebounding	3	4
20+ Point Games	0	0
30+ Point Games	0	0

CAREER STATISTICS

YEAR	GP	GS	MIN	AVG	FGM	-FGA	FG%	3-POINT			FTM	-FTA	FT%	REBOUNDS				PF	DQ	AST	TO	BLK	STL	PTS	AVG
								FGM	FGA	FG%				OFF	DEF	TOT	AVG								
2008-09	21	0	132	6.3	7	- 39	.179	3	- 28	.107	0	- 0	.000	5	15	20	1.0	24	1	6	10	2	3	17	0.8
2009-10	28	21	328	11.7	24	- 61	.393	12	- 37	.324	11	- 13	.846	24	46	70	2.5	35	0	10	14	9	6	71	2.5
2010-11	27	24	627	23.2	30	- 86	.349	21	- 71	.296	8	- 11	.727	18	90	108	4.0	94	8	35	22	9	18	89	3.3
TOTAL	76	45	1087	14.3	61	- 186	.328	36	- 136	.265	19	- 24	.792	47	151	198	2.6	153	9	51	46	20	27	177	2.3



#40

Charlie Enquist

Forward • 6-10 • 222 • Junior
Edmonds, Wash. • Kings HS

ENQUIST'S CAREER/SEASON HIGHS

Minutes

Career 23 vs. Air Force (Spokane), 12/12/09
Season 16 vs. Sacramento State, 11/30/10
Pac-10 13 vs. Stanford, 1/16/10

Points

Career 6 (twice) vs. Miss. Valley State, 11/13/09
Season 5 vs. Sacramento State, 11/30/10
Pac-10 4 vs. Stanford, 1/16/10

Field Goals Made

Career 3 vs. Idaho State, 12/2/08
Season 2 vs. Sacramento State, 11/30/10
Pac-10 2 vs. Stanford, 1/16/10

Field Goal Attempts

Career 3 (twice) vs. Sacramento State, 11/30/10
Season 3 vs. Sacramento State, 11/30/10
Pac-10 2 vs. Stanford, 1/16/10

3-Pt Field Goals Made

Career None
Season None
Pac-10 None

3-Pt Field Goal Attempts

Career None
Season None
Pac-10 None

Free Throws Made

Career 4 vs. Mississippi Valley State, 11/13/09
Season 1 (twice) vs. Washington, 1/30/11
Pac-10 2 at Washington, 1/30/10

Free Throws Attempted

Career 4 vs. Mississippi Valley State, 11/13/09
Season 2 (four times) vs. Washington, 1/30/11
Pac-10 2 (twice) vs. Washington, 1/30/11

Rebounds

Career 5 (3 times) vs. Sacramento State, 11/30/10
Season 5 vs. Sacramento State, 11/30/10
Pac-10 4 vs. Stanford, 1/16/10

Assists

Career 2 vs. San Diego, 11/28/09
Season 1 vs. Southern, 11/13/10
Pac-10 None

Blocks

Career 3 vs. Mississippi Valley State, 11/15/08
Season 1 (twice) vs. Gonzaga, 12/8/10
Pac-10 2 vs. Stanford, 1/16/10

Steals

Career 1 (7 times) vs. Sacramento State, 11/30/10
Season 1 vs. Sacramento State, 11/30/10
Pac-10 1 at Oregon, 2/3/11

Most Recent Occurrences Noted

MISC. STATS

Category	Season	Career
Double-Figure Scoring	0	0
Double-Figure Rebounding	0	0
Double-Doubles	0	0
Triple-Doubles	0	0
Led WSU in Scoring	0	0
Led WSU in Rebounding	0	1
20+ Point Games	0	0
30+ Point Games	0	0

2010-11 GAME-BY-GAME STATISTICS

Opponent	Date	GS	Min	FG	FGA	Pct	3FG	FGA	Pct	FT	FTA	Pct	Off	Def	Tot	Avg	PF	FO	ATO	Blk	Stl	Pts	Avg
SOUTHERN UNIVERSITY	11/13/10	9	0	0	.000	0	0	.000	0	0	.000	0	0	0	0	0.0	1	0	1	0	1	0	0.0
IDAHO	11/16/10	2	0	0	.000	0	0	.000	0	0	.000	0	0	0	0	0.0	1	0	0	0	1	0	0.0
vs Portland	11/23/10	5	0	1	.000	0	0	.000	0	2	.000	1	0	1	0.3	0	0	0	0	0	0	0	0.0
at Fresno State	11/26/10	14	0	0	.000	0	0	.000	0	0	.000	0	1	1	0.5	0	0	0	0	0	0	0	0.0
SACRAMENTO STATE	11/30/10	16	2	3	.667	0	0	.000	1	2	.500	2	3	5	1.4	3	0	0	0	1	1	5	1.0
KANSAS STATE	12/03/10	2	0	0	.000	0	0	.000	0	2	.000	0	0	0	1.2	1	0	0	0	0	0	0	0.8
GONZAGA	12/08/10	5	1	1	1.000	0	0	.000	0	0	.000	0	0	0	1.0	2	0	0	0	1	0	2	1.0
TEXAS-PAN AMERICAN	12/10/10	2	0	0	.000	0	0	.000	0	0	.000	0	0	0	0.9	0	0	0	0	0	0	0	0.9
at Santa Clara	12/19/10	--Did Not Play--																					
vs Mississippi State	12/22/10	4	0	1	.000	0	0	.000	0	0	.000	0	0	0	0.8	1	0	0	1	0	0	0	0.8
vs Baylor	12/23/10	--Did Not Play--																					
vs Butler	12/25/10	1	0	0	.000	0	0	.000	0	0	.000	0	0	0	0.7	0	0	0	0	0	0	0	0.7
at UCLA	12/29/10	1	0	0	.000	0	0	.000	0	0	.000	0	0	0	0.6	0	0	0	0	0	0	0	0.6
at USC	12/31/10	--Did Not Play--																					
OREGON STATE	01/06/11	--Did Not Play--																					
OREGON	01/08/11	3	0	1	.000	0	0	.000	0	0	.000	0	2	2	0.8	0	0	0	0	0	0	0	0.6
at California	01/13/11	2	0	0	.000	0	0	.000	0	0	.000	0	0	0	0.7	0	0	0	0	0	0	0	0.5
at Stanford	01/15/11	1	0	0	.000	0	0	.000	0	0	.000	0	0	0	0.6	0	0	0	0	0	0	0	0.5
ARIZONA STATE	01/20/11	1	0	0	.000	0	0	.000	0	0	.000	0	0	0	0.6	0	0	0	0	0	0	0	0.5
ARIZONA	01/22/11	--Did Not Play--																					
WASHINGTON	01/30/11	9	0	1	.000	0	0	.000	1	2	.500	2	1	3	0.8	0	0	0	0	0	1	0	0.5
at Oregon	02/03/11	5	0	0	.000	0	0	.000	0	0	.000	0	0	0	0.7	0	0	0	0	0	1	0	0.5
at Oregon State	02/05/11	--Did Not Play--																					
STANFORD	02/10/11	3	0	0	.000	0	0	.000	0	0	.000	0	0	0	0.7	0	0	0	0	0	0	0	0.4
CALIFORNIA	02/12/11	1	0	0	.000	0	0	.000	0	0	.000	0	0	0	0.6	1	0	0	0	0	0	0	0.4
at Arizona	02/17/11	--Did Not Play--																					
at Arizona State	02/19/11	--Did Not Play--																					
Totals		0	86	3	8	.375	0	0	.000	2	8	.250	5	7	12	0.6	10	0	0	2	4	8	0.4

CAREER STATISTICS

YEAR	GP	GS	MIN	AVG	FGM	-FGA	FG%	3-POINT			FTM	-FTA	FT%	REBOUNDS										PTS	AVG
								FGM	FGA	FG%				OFF	DEF	TOT	AVG	PF	DQ	AST	TO	BLK	STL		
2008-09	11	0	53	4.8	5	- 10	.500	0	0	.000	1	- 3	.333	5	4	9	0.8	3	0	0	1	6	0	11	1.0
2009-10	17	1	165	9.7	8	- 14	.571	0	0	.000	10	- 11	.909	11	25	36	2.1	22	0	4	9	3	5	26	1.5
2010-11	19	0	86	4.5	3	- 8	.375	0	0	.000	2	- 8	.250	5	7	12	0.6	10	0	0	2	2	4	8	0.4
TOTAL	47	1	304	6.5	16	- 32	.500	0	0	.000	13	- 22	.591	21	36	57	1.2	35	0	4	12	11	9	45	1.0



#44

Patrick Simon

Forward • 6-8 • 214 • Freshman
Ephrata, Wash. • Ephrata HS



2010-11 GAME-BY-GAME STATISTICS

Opponent	Date	GS	Min	FG	FGA	Pct	3FG	FGA	Pct	FT	FTA	Pct	Off	Def	Tot	Avg	PF	FO	A TO	Blk	Stl	Pts	Avg
SOUTHERN UNIVERSITY	11/13/10	13	3	6	.500	2	4	.500	1	1	1.000	2	6	8	8.0	0	0	1	0	1	9	9.0	
IDAHO	11/16/10	13	5	7	.714	1	2	.500	1	2	.500	0	1	1	4.5	3	0	0	0	0	12	10.5	
vs Portland	11/23/10	13	2	4	.500	2	4	.500	0	0	.000	0	0	0	3.0	4	0	0	0	0	6	9.0	
at Fresno State	11/26/10	18	0	5	.000	0	4	.000	0	0	.000	0	4	4	3.3	2	0	1	1	0	0	6.8	
SACRAMENTO STATE	11/30/10	14	2	4	.500	1	3	.333	3	4	.750	2	4	6	3.8	1	0	0	0	0	8	7.0	
KANSAS STATE	12/03/10	8	1	4	.250	1	3	.333	0	0	.000	0	1	1	3.3	0	0	0	0	0	3	6.3	
GONZAGA	12/08/10	19	4	8	.500	3	5	.600	0	0	.000	1	1	2	3.1	1	0	1	0	0	11	7.0	
TEXAS-PAN AMERICAN	12/10/10	20	3	7	.429	2	5	.400	0	0	.000	0	1	1	2.9	2	0	1	0	0	8	7.1	
at Santa Clara	12/19/10	16	1	4	.250	0	1	.000	0	0	.000	1	1	2	2.8	1	0	0	2	0	2	6.6	
vs Mississippi State	12/22/10	12	0	2	.000	0	2	.000	0	0	.000	0	2	2	2.7	2	0	0	0	0	0	5.9	
vs Baylor	12/23/10	6	0	1	.000	0	1	.000	0	0	.000	0	1	1	2.5	2	0	0	0	0	0	5.4	
vs Butler	12/25/10	19	2	7	.286	1	5	.200	0	0	.000	0	4	4	2.7	0	0	1	0	0	5	5.3	
at UCLA	12/29/10	4	1	2	.500	0	1	.000	0	0	.000	0	0	0	2.5	2	0	0	0	0	2	5.1	
at USC	12/31/10	6	0	2	.000	0	1	.000	0	0	.000	0	1	1	2.4	0	0	0	0	0	0	4.7	
OREGON STATE	01/06/11	8	0	0	.000	0	0	.000	0	0	.000	0	1	1	2.3	0	0	0	0	0	0	4.4	
OREGON	01/08/11	11	1	2	.500	1	2	.500	2	2	1.000	0	2	2	2.3	0	0	0	0	1	0	5.4	
at California	01/13/11	11	3	5	.600	2	3	.667	0	0	.000	0	1	1	2.2	0	0	0	0	0	8	4.6	
at Stanford	01/15/11	6	1	3	.333	1	3	.333	0	0	.000	0	1	1	2.1	1	0	0	0	0	3	4.6	
ARIZONA STATE	01/20/11	10	1	2	.500	1	2	.500	1	2	.500	0	1	1	2.1	1	0	0	0	0	4	4.5	
ARIZONA	01/22/11	4	0	0	.000	0	0	.000	0	0	.000	0	0	0	2.0	0	0	0	0	0	0	4.3	
WASHINGTON	01/30/11	6	1	1	1.000	1	1	1.000	0	0	.000	0	1	1	1.9	0	0	0	0	0	3	4.2	
at Oregon	02/03/11	9	0	5	.000	0	5	.000	0	0	.000	0	0	0	1.8	0	0	0	0	0	0	4.0	
at Oregon State	02/05/11	11	2	6	.333	0	3	.000	0	0	.000	0	1	1	1.8	1	0	0	0	0	4	4.0	
STANFORD	02/10/11	--Did Not Play--																					
CALIFORNIA	02/12/11	1	0	0	.000	0	0	.000	0	0	.000	0	0	0	1.7	1	0	0	0	0	0	3.9	
at Arizona	02/17/11	2	0	1	.000	0	1	.000	0	0	.000	0	0	0	1.6	1	0	0	0	0	0	3.7	
at Arizona State	02/19/11	4	0	0	.000	0	0	.000	0	0	.000	0	0	0	1.6	1	0	0	0	0	0	3.6	
Totals		0	264	33	88	.375	19	61	.311	8	11	.727	6	35	41	1.6	26	0	5	3	1	93	3.6

SIMON'S CAREER/SEASON HIGHS

Minutes

Career 20 vs. UTPA (Spokane), 12/10/10
Season 20 vs. UTPA (Spokane), 12/10/10
Pac-10 11 (three times) at Oregon State, 2/5/11

Points

Career 12 vs. Idaho, 11/16/10
Season 12 vs. Idaho, 11/16/10
Pac-10 8 at California, 1/13/11

Field Goals Made

Career 5 vs. Idaho, 11/16/10
Season 5 vs. Idaho, 11/16/10
Pac-10 3 at California, 1/13/11

Field Goal Attempts

Career 8 vs. Gonzaga, 12/8/10
Season 8 vs. Gonzaga, 12/8/10
Pac-10 6 at Oregon State, 2/5/11

3-Pt Field Goals Made

Career 3 vs. Gonzaga, 12/8/10
Season 3 vs. Gonzaga, 12/8/10
Pac-10 2 at California, 1/13/11

3-Pt Field Goal Attempts

Career 5 (3 times) vs. Butler (Honolulu), 12/25/10
Season 5 (3 times) vs. Butler (Honolulu), 12/25/10
Pac-10 5 at Oregon, 2/3/11

Free Throws Made

Career 3 vs. Sacramento State, 11/30/10
Season 3 vs. Sacramento State, 11/30/10
Pac-10 2 vs. Oregon, 1/8/11

Free Throws Attempted

Career 4 vs. Sacramento State, 11/30/10
Season 4 vs. Sacramento State, 11/30/10
Pac-10 2 vs. Oregon, 1/8/11

Rebounds

Career 8 vs. Southern, 11/13/10
Season 8 vs. Southern, 11/13/10
Pac-10 2 vs. Oregon, 1/8/11

Assists

Career 1 (6 times) vs. Butler (Honolulu), 12/25/10
Season 1 (6 times) vs. Butler (Honolulu), 12/25/10
Pac-10 None

Blocks

Career 1 vs. Oregon, 1/8/11
Season 1 vs. Oregon, 1/8/11
Pac-10 1 vs. Oregon, 1/8/11

Steals

Career 1 vs. Southern, 11/13/10
Season 1 vs. Southern, 11/13/10
Pac-10 None

Most Recent Occurrences Noted

MISC. STATS

Category	Season	Career
Double-Figure Scoring	2	2
Double-Figure Rebounding	0	0
Double-Doubles	0	0
Triple-Doubles	0	0
Led WSU in Scoring	0	0
Led WSU in Rebounding	1	1
20+ Point Games	0	0
30+Point Games	0	0

CAREER STATISTICS

YEAR	GP	GS	MIN	AVG	FGM - FGA	FG%	3-POINT			FTM - FTA	FT%	REBOUNDS				PF	DQ	AST	TO	BLK	STL	PTS	AVG
							FGM	FGA	FG%			OFF	DEF	TOT	Avg								
2010-11	26	0	264	10.2	33 - 88	.375	19	61	.311	8 - 11	.727	6	35	41	1.6	26	0	5	3	1	1	93	3.6
TOTAL	26	0	264	10.2	33 - 88	.375	19	61	.311	8 - 11	.727	6	35	41	1.6	26	0	5	3	1	1	93	3.6



THE LAST TIME...

SCORING

Less than 40 points	37 vs. Stanford at Pullman, 2/25/06
40-49 points	43 vs. Oregon at Eugene, 2/3/11
90-99 points	93 vs. Portland State at Kennewick, 12/19/09
100+ points (regulation)	102 vs. Centenary at Pullman, 3/2/02
100+ points	110 vs. Gonzaga at Pullman, 12/7/02

OPPONENT SCORING

Less than 40 points	36 Sacramento State at Pullman, 11/30/10
40-49 points	47 USC at Pullman, 2/20/10
90-99 points	92 Washington at Seattle, 1/30/10
100+ points (regulation)	115 Oregon at Eugene, 2/21/02
100+ points	110 Gonzaga at Pullman, 12/7/02

FIELD GOAL PERCENTAGE

Less than .200 shooting	UNKNOWN
.200-.299 shooting	.259 (14-54) vs. Oregon at Eugene, 2/3/11
.300-.399 shooting	.367 (22-60) vs. USC at Los Angeles, 12/31/10
.300-.399 shooting and won	.368 (21-57) vs. USC at Pullman, 2/20/10
.600 shooting or higher	.635 (33-52) vs. Portland State at Kennewick, 12/19/09

OPPONENT FIELD GOAL PERCENTAGE

Less than .200 shooting	.167 (9-54) Miss. Valley St. at Pullman, 11/15/08
.200-.299 shooting	.260 (13-50) Oregon at Los Angeles, 3/12/09
.300-.399 shooting	.371 (23-62) Washington at Pullman, 1/30/11
.300-.399 shooting and won	.368 (21-57) vs. Arizona at Pullman, 1/22/11
.600 shooting or higher	.638 (30-47) Oklahoma State at Stillwater, 12/4/04

BASKETS MADE

40+ field goals made	(40-63) vs. UCLA at Pullman, 1/4/03
10+ 3-point field goals made	(11-29) vs. Oregon State at Pullman, 1/6/11
15+ 3-point field goals made (15-29)	vs. Sacramento State at Pullman, 11/21/08
Did not make a 3-pointer	(0-6) vs. Oregon at Los Angeles, 3/12/09
Made 30+ free throws	(32-39) vs. Centenary at Pullman, 3/2/02
Attempted 45+ free throws	(37-47) vs. Arizona State at Pullman, 1/13/01
Attempted less than five free throws	(1-1) vs. California at Berkeley, 2/7/09
Attempted 5-10 free throws	(6-7) vs. USC at Los Angeles, 12/31/10
Attempted 11-15 free throws	(12-13) vs. California at Berkeley, 1/13/11
Attempted zero free throws in a half	vs. Arizona State at Pullman (first half), 2/28/09

OPPONENT BASKETS MADE

40+ field goals made	(40-76) Arizona at Tucson, 2/3/96
10+ 3-point field goals made	(11-31) Washington at Pullman, 1/30/11
15+ 3-point field goals made	(16-26) Oregon at Eugene, 2/21/06
Did not make a 3-pointer	(0-15) Mississippi Valley State at Spokane, 11/24/07
Made 30+ free throws	(33-36) Santa Clara at Santa Clara, 12/19/10
Attempted 45+ free throws	(32-47) Colorado State at Fort Collins, 12/14/02
Attempted less than five free throws	(3-4) Sacramento St. at Pullman, 11/21/08
Attempted 5-10 free throws	(5-9) Oregon at Pullman, 1/6/11
Attempted 11-15 free throws	(5-14) Sacramento State at Pullman, 11/30/10
Attempted zero free throws in a half	California at Pullman (first half), 1/14/10

REBOUNDS

Less than 10 rebounds	UNKNOWN
10-20 rebounds	20 (2 off/18 def) vs. California at Berkeley, 2/7/09
50+ rebounds	50 (15 off/35 def) vs. Southern at Pullman, 11/13/10
20+ rebound margin	+27 (50/23) vs. Southern at Pullman, 11/13/10

OPPONENT REBOUNDS

Less than 10 rebounds	7 Princeton at East Lansing, Mich., 12/29/92
10-20 rebounds	20 (5 off/15 def) Montana State at Seattle, 12/13/08
50+ rebounds	52 (16 off/ 36 def) Washington at Seattle, 1/30/10
20+ rebound margin	+20 (47/27) Arizona at Spokane, 12/29/05

STEALS

10-15 steals	13 vs. Washington at Pullman, 1/30/11
More than 15 steals	16 vs. Wyoming at Pullman, 11/30/05

OPPONENT STEALS

10-15 steals	11 Oregon State at Pullman, 2/5/11
More than 15 steals	15 Southern at Pullman, 12/4/99

ASSISTS

20-25 assists	20 vs. Arizona at Pullman, 1/22/11
More than 25 assists	27 vs. UC Riverside at Pullman, 11/19/05

OPPONENT ASSISTS

20-25 assists	20 Stanford at Pullman, 2/10/11
More than 25 assists	30 Arizona at Tucson, 2/1/01

TURNOVERS

Less than 5 turnovers	4 vs. Stanford at Pullman, 2/2/08
5-10 turnovers	8 vs. USC at Los Angeles, 12/31/10
25-30 turnovers	25 vs. Kansas State at Manhattan, Kan., 12/5/09
31-35 turnovers	31 vs. UCLA at Los Angeles, 2/25/99
35 or more turnovers	37 vs. USC at Pullman, 1/10/65

OPPONENT TURNOVERS

Less than 5 turnovers	4 Oregon State at Pullman, 2/14/09
5-10 turnovers	9 Arizona State at Pullman, 1/20/11
25-30 turnovers	25 Gonzaga at Spokane, 12/8/10
31-35 turnovers	32 Prairie View A&M at Pullman, 11/24/01
35 or more turnovers	35 Central Connecticut State, 11/22/91

BLOCKED SHOTS

10+ blocked shots	11 vs. Portland at Seattle, 11/23/10
-------------------	--------------------------------------

OPPONENT BLOCKED SHOTS

10+ blocked shots	11 Arizona at Tucson, 11/13/00
-------------------	--------------------------------

FREE THROW PERCENTAGE

Less than .500	.481 (9-19) vs. Stanford at Pullman, 2/10/11
.900-.999	.923 (12-13) vs. California at Berkeley, 1/16/11
1.000	1.000 (1-1) vs. California at Berkeley, 2/7/09

OPPONENT FREE THROW PERCENTAGE

Less than .500	.412 (11-23) Oregon State at Corvallis, 2/5/11
.900-.999	.923 (24-26) Arizona at Tucson, 2/19/11
1.000	1.000 (10-10) Oregon at Los Angeles, 3/10/10

MARGIN OF VICTORY

1-point	82-81 vs. UCLA at Los Angeles, 2/21/09
2-points	78-76 vs. Arizona at Tucson, 1/8/10
20-30 points	26 (83-57) vs. Mississippi State at Honolulu, 12/22/10
Back-to-back 20+ points	22 (81-59) vs. Gonzaga at Spokane, 12/8/10
	22 (74-52) vs. UTPA at Spokane, 12/10/10
31-40 points	39 (86-47) vs. Southern at Pullman, 11/13/10
41-50 points	48 (84-36) vs. Sacramento State at Pullman, 11/30/10
50+ points	51 (76-25) vs. Mississippi Valley State at Pullman, 11/15/08
30+ halftime lead	30 (47-17) vs. Sacramento State at Pullman, 11/30/10
Single-overtime win	vs Santa Clara at Santa Clara, 12/19/10
Double-overtime win	vs. Washington at Pullman, 3/8/08 (76-73)
Triple-overtime win	vs. UCLA at Pullman, 1/2/82 (57-51)

OPPONENT MARGIN OF VICTORY

1-point	57-56 (OT) Arizona at Pullman, 2/24/05
2-points	71-69 Arizona State at Tempe, 2/19/11
20-30 points	26 (69-43) vs. Oregon at Eugene, 2/3/11
Back-to-back 20+ points	38 (96-58) Gonzaga at Spokane, 12/28/03
	22 (73-51) Stanford at Stanford, 1/2/04

31-40 points	
40+ points	52 (81-29) Oklahoma State at Stillwater, 12/4/04
30+ halftime lead	30 (21-51) Arizona State at Tempe, 2/7/02
Single-overtime win	California at Berkeley, 1/16/11 (88-81)
Double-overtime win	Oregon at Pullman, 12/31/09 (91-89)
Triple-overtime win	Oregon at Pullman, 1/14/99 (87-83)



2010-11 STATISTICS • ALL GAMES

RECORD:	OVERALL	HOME	AWAY	NEUTRAL
ALL GAMES	17-10	10-3	4-6	3-1
CONFERENCE	7-8	5-2	2-6	0-0
NON-CONFERENCE	10-2	5-1	2-0	3-1

##	Player	TOTAL					3-PTS			REBOUNDS																			
		GP	GS	Min	Avg	FG	FGA	Pct	3FG	FGA	Pct	FT	FTA	Pct	Off	Def	Tot	Avg	PF	FO	A	TO	Blk	Stl	Pts	Avg			
01	Thompson, Klay	27	26	925	34.3	194	433	.448	81	195	.415	104	128	.813	21	119	140	5.2	79	1	109	97	27	49	573	21.2			
11	Aden, Faisal	25	8	625	25.0	125	292	.428	42	125	.336	30	39	.769	20	62	82	3.3	37	0	34	58	6	37	322	12.9			
23	Casto, DeAngelo	25	22	687	27.5	115	197	.584	0	0	.000	54	90	.600	51	112	163	6.5	81	3	21	53	41	22	284	11.4			
03	Moore, Reggie	21	19	716	34.1	56	159	.352	24	66	.364	70	93	.753	12	54	66	3.1	38	1	76	43	1	20	206	9.8			
12	Motum, Brock	27	9	484	17.9	76	123	.618	6	17	.353	33	52	.635	34	44	78	2.9	45	2	23	30	2	10	191	7.1			
00	Capers, Marcus	27	27	774	28.7	63	113	.558	1	7	.143	43	67	.642	40	85	125	4.6	57	2	55	25	13	21	170	6.3			
44	Simon, Patrick	26	0	264	10.2	33	88	.375	19	61	.311	8	11	.727	6	35	41	1.6	26	0	5	3	1	1	93	3.6			
31	Lodwick, Abe	27	24	627	23.2	30	86	.349	21	71	.296	8	11	.727	18	90	108	4.0	94	8	35	22	9	18	89	3.3			
13	Bjornstad, Steven	3	0	9	3.0	2	2	1.000	0	0	.000	0	2	.000	1	1	2	0.7	0	0	0	1	0	0	4	1.3			
22	Loewen, Ben	9	0	34	3.8	4	11	.364	2	5	.400	0	0	.000	1	1	2	0.2	2	0	1	1	0	1	10	1.1			
05	Dilorio, Will	15	0	58	3.9	3	9	.333	0	1	.000	3	8	.375	4	9	13	0.9	8	0	3	4	0	5	9	0.6			
25	Winston, Jr., Dre'	23	0	153	6.7	6	17	.353	0	0	.000	1	7	.143	2	12	14	0.6	10	0	8	8	0	6	13	0.6			
40	Enquist, Charlie	19	0	86	4.5	3	8	.375	0	0	.000	2	8	.250	5	7	12	0.6	10	0	0	2	2	4	8	0.4			
15	McNamara, Chris	4	0	8	2.0	0	1	.000	0	0	.000	0	0	.000	0	1	1	0.3	2	0	1	0	0	0	0	0.0			
TM	TEAM.....														36	48	84	3.1	0			3			0				
	Total.....	27				710	1539	.461	196	548	.358	356	516	.690	251	680	931	34.5	489	17	371	350	102	194	1972	73.0			
	Opponents.....	27				603	1532	.394	195	610	.320	386	536	.720	321	652	973	36.0	496	-	357	410	74	178	1787	66.2			

SCORE BY PERIODS:	1st	2nd	OT	Total	DEADBALL REBOUNDS:	OFF	DEF	TOTAL
Washington State	924	1027	21	1972	Washington State	79	14	93
Opponents	860	905	22	1787	Opponents	63	8	71

2010-11 STATISTICS • PAC-10 GAMES

RECORD:	OVERALL	HOME	AWAY	NEUTRAL
ALL GAMES	7-8	5-2	2-6	0-0
CONFERENCE	7-8	5-2	2-6	0-0
NON-CONFERENCE	0-0	0-0	0-0	0-0

##	Player	GP	GS	Min	Avg	TOTAL			3-PTS			REBOUNDS										PF	FO	A	TO	Blk	Stl	Pts	Avg
						FG	FGA	Pct	3FG	FGA	Pct	FT	FTA	Pct	Off	Def	Tot	Avg											
01	Thompson, Klay	15	14	531	35.4	106	256	.414	47	114	.412	46	56	.821	16	74	90	6.0	48	1	57	59	19	22	305	20.3			
23	Casto, DeAngelo	15	14	452	30.1	79	130	.608	0	0	.000	33	58	.569	33	72	105	7.0	46	3	14	27	21	13	191	12.7			
03	Moore, Reggie	14	14	493	35.2	40	122	.328	16	52	.308	53	69	.768	9	39	48	3.4	26	0	48	27	1	12	149	10.6			
11	Aden, Faisal	13	1	306	23.5	47	134	.351	16	63	.254	19	24	.792	11	28	39	3.0	17	0	19	32	3	18	129	9.9			
00	Capers, Marcus	15	15	414	27.6	33	61	.541	0	3	.000	26	36	.722	20	39	59	3.9	30	2	22	19	7	10	92	6.1			
12	Motum, Brock	15	5	250	16.7	31	54	.574	1	7	.143	21	29	.724	14	23	37	2.5	19	1	12	19	0	4	84	5.6			
31	Lodwick, Abe	15	12	381	25.4	18	46	.391	13	38	.342	7	8	.875	11	51	62	4.1	58	5	20	15	6	10	56	3.7			
44	Simon, Patrick	14	0	93	6.6	10	29	.345	6	22	.273	3	4	.750	0	9	9	0.6	8	0	0	0	1	0	29	2.1			
25	Winston, Jr., Dre'	12	0	41	3.4	1	2	.500	0	0	.000	0	2	.000	0	4	4	0.3	2	0	2	6	0	3	2	0.2			
40	Enquist, Charlie	9	0	26	2.9	0	2	.000	0	0	.000	1	2	.500	2	3	5	0.6	1	0	0	0	0	1	1	0.1			
22	Loewen, Ben	3	0	5	1.7	0	2	.000	0	1	.000	0	0	.000	0	0	0	0.0	0	0	0	0	0	0	0	0.0			
05	Dilorio, Will	8	0	32	4.0	0	3	.000	0	1	.000	0	2	.000	2	6	8	1.0	6	0	3	2	0	2	0	0.0			
13	Bjornstad, Steven	1	0	1	1.0	0	0	.000	0	0	.000	0	0	.000	0	0	0	0.0	0	0	0	0	0	0	0	0.0			
TM TEAM.....															22	25	47	3.1	0			1			0				
Total.....		15				365	841	.434	99	301	.329	209	290	.721	140	373	513	34.2	261	12	197	207	58	95	1038	69.2			
Opponents.....		15				357	866	.412	117	322	.363	214	291	.735	173	371	544	36.3	270	-	220	206	40	109	1045	69.7			

SCORE BY PERIODS:	1st	2nd	OT	Total	DEADBALL REBOUNDS:	OFF	DEF	TOTAL
Washington State	481	550	7	1038	Washington State	43	6	49
Opponents	500	531	14	1045	Opponents	35	2	37



2010-11 RESULTS

DATE	TIME	OPPONENT	W/L	SCORE	ATTEND	OVERALL	PAC-10	HIGH POINTS	HIGH REBOUNDS
11/13/10	5 p.m.	SOUTHERN UNIVERSITY	W	86-47	6173	1-0	0-0	(18)Aden, Faisal	(15)Capers, Marcus
11/16/10	7 p.m.	IDAHO	W	88-71	6024	2-0	0-0	(26)Aden, Faisal	(5)Lodwick, Abe
11/23/10	7:30 p.m.	vs Portland	W	84-68	8441	3-0	0-0	(35)Thompson, Klay	(7)Casto, DeAngelo
11/26/10	7:07 p.m.	at Fresno State	W	66-55	7158	4-0	0-0	(28)Aden, Faisal	(8)Capers, Marcus
11/30/10	7 p.m.	SACRAMENTO STATE	W	84-36	5099	5-0	0-0	(16)Thompson, Klay	(6)Simon, Patrick
12/03/10	8 p.m.	No. 5 KANSAS STATE	L	58-63	11671	5-1	0-0	(16)Thompson, Klay	(7)Casto, DeAngelo
12/08/10	8 p.m.	GONZAGA	W	81-59	10177	6-1	0-0	(24)Thompson, Klay	(6)Thompson, Klay
12/10/10	7 p.m.	TEXAS-PAN AMERICAN	W	74-52	4382	7-1	0-0	(20)Aden, Faisal	(7)Casto, DeAngelo
12/19/10	7 p.m.	at Santa Clara	Wot	85-79	1897	8-1	0-0	(23)Thompson, Klay	(10)Casto, DeAngelo
12/22/10	10 a.m.	vs Mississippi State	W	83-57	7391	9-1	0-0	(28)Thompson, Klay	(7)Aden, Faisal
12/23/10	1:30 p.m.	vs No. 15 Baylor	W	77-71	7179	10-1	0-0	(20)Thompson, Klay	(8)Lodwick, Abe
12/25/10	4:30 p.m.	vs Butler	L	68-84	6367	10-2	0-0	(31)Thompson, Klay	(5)Thompson, Klay
12/29/10	8 p.m.	*at UCLA	L	71-80	7934	10-3	0-1	(26)Thompson, Klay	(7)Moore, Reggie (7)Lodwick, Abe
12/31/10	3 p.m.	*at USC	L	56-60	3581	10-4	0-2	(18)Casto, DeAngelo	(10)Thompson, Klay
01/06/11	7 p.m.	*OREGON STATE	W	84-70	5849	11-4	1-2	(29)Thompson, Klay	(10)Thompson, Klay
01/08/11	7:30 p.m.	*OREGON	W	77-63	6690	12-4	2-2	(16)Thompson, Klay	(9)Capers, Marcus
01/13/11	7:30 p.m.	*at California	Lot	81-88	6903	12-5	2-3	(36)Thompson, Klay	(11)Casto, DeAngelo
01/15/11	5 p.m.	*at Stanford	W	61-58	5803	13-5	3-3	(21)Thompson, Klay	(8)Lodwick, Abe (8)Thompson, Klay
01/20/11	7 p.m.	*ARIZONA STATE	W	78-61	7157	14-5	4-3	(25)Casto, DeAngelo	(8)Thompson, Klay
01/22/11	7:35 p.m.	*ARIZONA	L	63-65	8850	14-6	4-4	(17)Casto, DeAngelo	(8)Thompson, Klay
01/30/11	7 p.m.	*WASHINGTON	W	87-80	10579	15-6	5-4	(25)Thompson, Klay	(8)Casto, DeAngelo
02/03/11	6:06 p.m.	*at Oregon	L	43-69	10017	15-7	5-5	(12)Thompson, Klay	(7)Casto, DeAngelo
02/05/11	5 p.m.	*at Oregon State	W	61-55	7376	16-7	6-5	(14)Moore, Reggie	(10)Casto, DeAngelo
02/10/11	7 p.m.	*STANFORD	L	62-75	6517	16-8	6-6	(22)Casto, DeAngelo	(7)Thompson, Klay
02/12/11	3 p.m.	*CALIFORNIA	W	75-71	7640	17-8	7-6	(19)Motum, Brock	(5)Moore, Reggie (5)Motum, Brock (5)Casto, DeAngelo
02/17/11	6:30 p.m.	*at Arizona	L	70-79	14456	17-9	7-7	(30)Thompson, Klay	(6)Casto, DeAngelo (6)Motum, Brock
02/19/11	12 p.m.	*at Arizona State	L	69-71	5153	17-10	7-8	(28)Thompson, Klay	(10)Casto, DeAngelo

* - Conference game

ATTENDANCE SUMMARY

	GAMES	TOTALS	AVG/GAME
HOME	13	96808	7447
AWAY	10	70278	7028
NEUTRAL	4	29378	7344
TOTAL	27	196464	7276



2010-11 SEASON HIGHLIGHTS

Opponent	Result	Notes
SOUTHERN (11/13)	W, 86-47	Faisal Aden scored a game-high 18 in his debut...Marcus Capers grabbed a career-high 15 rebounds.
IDAHO (11/16)	W, 88-71	Klay Thompson had a career-high nine assists...Patrick Simon scored 12 points in 13 minutes.
vs. Portland (11/23)	W, 84-68	Klay Thompson scored 35 points, his most since putting up 43 against San Diego (11/28/09).
at Fresno State (11/26)	W, 66-55	Faisal Aden scored a career-high 28 points on 6-for-12 from beyond the 3-point arc.
SACRAMENTO STATE (11/30)	W, 84-36	The Cougars opened the game with a 27-0 run...11 of the 12 players to see action scored.
NO. 5 KANSAS STATE (12/3)	L, 63-58	Reggie Moore made his first appearance for the Cougars this season (wrist)...scored 10 points.
GONZAGA (12/8)	W, 81-59	WSU's 22-point margin of victory marked is greatest over Gonzaga since Dec. 1, 1982 (22 points).
TEXAS-PAN AMERICAN (12/10)	W, 74-52	Washington State's back-to-back 20-plus point victories mark its first since the 2008 nonconference season.
at Santa Clara (12/19)	W, 85-79 (OT)	WSU played its first overtime game of the season...moved to 2-2 in OT under Bone.
vs. Mississippi State (12/22)	W, 83-57	The Cougars allowed just 17 second-half points by the Bulldogs.
vs. No. 15 Baylor (12/23)	W, 77-71	Washington State got its first win over a ranked opponent since February of 2009 (vs. No. 14 Arizona State)
vs. Butler (12/25)	L, 68-84	Klay Thompson has now appeared on the all-tournament team in all three tournaments he's played.
at UCLA (12/29)	L, 71-80	Reggie Moore grabbed a career-high seven rebounds, six of them in the first half.
at USC (12/31)	L, 56-60	Klay Thompson had the second double-double of his career with 17 points and 10 rebounds.
OREGON STATE (1/6)	W, 84-70	Klay Thompson had his second-consecutive double-double with 29 points and 10 rebounds.
OREGON (1/8)	W, 77-63	Reggie Moore tied his season high with 15 points...he scored all 15 in the first half.
at California (1/13)	L, 88-81 (OT)	Klay Thompson scored a season-high 36 points, the most by a Pac-10 player this season.
at Stanford (1/15)	W, 61-58	Washington State won its first game at Stanford since 2005.
ARIZONA STATE (1/20)	W, 78-61	DeAngelo Casto scored a career-high 25 points, his first game of 20-plus points in his career.
ARIZONA (1/22)	L, 65-63	Klay Thompson moved into sole possession of fifth on WSU's all-time scoring list.
WASHINGTON (1/30)	W, 87-80	WSU snapped a four-game losing streak to UW...Reggie Moore had a season-high 18 points.
at Oregon (2/3)	L, 69-43	Klay Thompson moved into fourth place on WSU's all-time scoring list, passing Mark Hendrickson.
at Oregon State (2/5)	W, 61-55	DeAngelo Casto had his third double-double of the season and 10th of his career, 11 points & 10 rebounds.
STANFORD (2/10)	L, 75-62	DeAngelo Casto reached 20 points for the second time in both his career and the season with 22.
CALIFORNIA (2/12)	W, 75-71	Brock Motum scored a career-high 19 points...all five Cougs to score were in double figures.
at Arizona (2/17)	L, 79-70	Klay Thompson scored 30 points and passed Don Collins to become WSU's third all-time leading scorer.
at Arizona State (2/19)	L, 71-69	Freshman walk-on Will Dilorio played a career-high 20 minutes, drawing three charges.



2010-11 GAME-BY-GAME COMPARISON

Opponent	1st	2nd	Score	Mar	Total FG	FG Pct	3-Pointers	3FG Pct	Free Throws	FT Pct	Rbds	Mar	Assist	TOver	Block	Steal	Fouls
SOUTHERN UNIVERSITY	41/18	45/29	86-47	+39	32-61/18-59	.525/.305	6-21/4-27	.286/.148	16-21/7-14	.762/.500	50/23	+27	12/12	15/15	1/2	9/6	16/18
IDAHO	43/38	45/33	88-71	+17	34-59/25-53	.576/.472	6-18/7-18	.333/.389	14-18/14-18	.778/.778	26/31	(5)	21/13	12/19	6/1	9/5	20/20
Portland	48/36	36/32	84-68	+16	30-51/23-65	.588/.354	11-21/10-27	.524/.370	13-19/12-15	.684/.800	30/36	(6)	12/14	15/11	11/4	5/7	18/18
Fresno State	31/32	35/23	66-55	+11	26-56/19-56	.464/.339	9-25/7-33	.360/.212	5-10/10-18	.500/.556	34/41	(7)	13/10	10/15	0/5	6/6	16/14
SACRAMENTO STATE	47/17	37/19	84-36	+48	33-63/15-47	.524/.319	8-20/1-15	.400/.067	10-21/5-14	.476/.357	42/31	+11	20/7	8/22	2/1	13/5	18/19
KANSAS STATE	22/30	36/33	58-63	(5)	21-57/23-58	.368/.397	3-16/7-22	.188/.318	13-23/10-19	.565/.526	33/45	(12)	8/11	15/21	4/7	9/10	18/20
GONZAGA	30/24	51/35	81-59	+22	30-60/19-48	.500/.396	11-21/4-18	.524/.222	10-17/17-21	.588/.810	28/39	(11)	21/17	10/25	3/3	14/4	21/19
TEXAS-PAN AMERICAN	36/24	38/28	74-52	+22	30-60/17-50	.500/.340	10-22/5-20	.455/.250	4-8/13-21	.500/.619	34/35	(1)	17/10	10/15	5/1	4/4	18/14
Santa Clara	29/35	42/36	85-79	+6	26-61/18-59	.426/.305	5-17/10-31	.294/.323	28-37/33-36	.757/.917	41/42	(1)	15/11	14/17	6/6	7/10	24/28
Mississippi State	39/40	44/17	83-57	+26	31-62/19-55	.500/.345	12-24/8-28	.500/.286	9-16/11-16	.563/.688	42/29	+13	10/10	12/21	2/2	11/4	18/15
Baylor	39/26	38/45	77-71	+6	28-49/22-60	.571/.367	9-18/4-22	.500/.182	12-18/23-29	.667/.793	26/40	(14)	15/6	13/12	2/2	9/5	21/19
Butler	38/40	30/44	68-84	(16)	24-59/28-56	.407/.500	7-24/11-27	.292/.407	13-18/17-24	.722/.708	32/37	(5)	10/16	9/11	2/0	3/3	20/22
UCLA	37/29	34/51	71-80	(9)	25-56/29-58	.446/.500	3-8/6-18	.375/.333	18-21/16-24	.857/.667	35/32	+3	12/20	15/15	5/5	5/10	21/19
USC	22/26	34/34	56-60	(4)	22-60/21-51	.367/.412	6-17/7-19	.353/.368	6-7/11-17	.857/.647	30/36	(6)	5/10	8/9	3/1	4/4	11/11
OREGON STATE	42/30	42/40	84-70	+14	26-51/23-68	.510/.338	11-29/7-21	.379/.333	21-26/17-24	.808/.708	39/37	+2	18/12	19/15	6/0	9/12	20/20
OREGON	39/26	38/37	77-63	+14	24-55/24-71	.436/.338	11-26/10-32	.423/.313	18-21/5-9	.857/.556	47/35	+12	16/11	18/11	7/2	4/9	16/18
California	32/42	42/32	81-88	(7)	29-63/31-60	.460/.517	11-24/5-11	.458/.455	12-13/21-25	.923/.840	28/37	(9)	12/22	14/15	1/1	4/3	19/14
Stanford	23/32	38/26	61-58	+3	23-56/21-61	.411/.344	4-18/8-25	.222/.320	11-14/8-11	.786/.727	36/41	(5)	9/13	11/12	4/1	7/6	15/16
ARIZONA STATE	41/31	37/30	78-61	+17	30-58/20-61	.517/.328	9-20/10-29	.450/.345	9-15/11-16	.600/.688	41/34	+7	19/12	11/9	8/3	6/6	11/14
ARIZONA	31/32	32/33	63-65	(2)	25-55/21-57	.455/.368	4-20/11-18	.200/.611	9-17/12-19	.529/.632	30/40	(10)	20/14	11/16	8/1	7/6	19/19
WASHINGTON	45/43	42/37	87-80	+7	30-62/23-62	.484/.371	8-17/11-31	.471/.355	19-30/23-29	.633/.793	32/46	(14)	18/12	12/24	3/5	13/8	21/26
Oregon	23/33	20/36	43-69	(26)	14-54/24-56	.259/.429	4-25/9-23	.160/.391	11-13/12-14	.846/.857	30/39	(9)	8/17	15/12	2/2	4/9	16/17
Oregon State	32/27	29/28	61-55	+6	20-48/21-51	.417/.412	3-15/2-17	.200/.118	18-23/11-23	.783/.478	42/30	+12	10/10	20/12	2/6	5/11	21/20
STANFORD	28/45	34/30	62-75	(13)	25-52/25-50	.481/.500	3-18/9-16	.167/.563	9-19/16-19	.474/.842	28/31	(3)	14/20	12/11	2/2	5/5	15/17
CALIFORNIA	25/23	50/48	75-71	+4	23-54/25-61	.426/.410	6-24/8-21	.250/.381	23-31/13-17	.742/.765	34/40	(6)	9/14	14/15	4/3	9/6	18/20
Arizona	33/41	37/38	70-79	(9)	26-60/25-52	.433/.481	7-19/5-17	.368/.294	11-15/24-26	.733/.923	28/35	(7)	12/17	12/12	1/5	5/5	19/15
Arizona State	28/40	41/31	69-71	(2)	23-57/24-47	.404/.511	9-21/9-24	.429/.375	14-25/14-18	.560/.778	33/31	+2	15/16	15/18	2/3	8/9	19/24

Note: Game totals are displayed in the format TEAM/OPPONENT for each category



2010-11 SEASON HIGHS/LOWS

WASHINGTON STATE

HIGHS

POINTS	88	IDAHO (11/16/10)
FIELD GOALS MADE	34	IDAHO (11/16/10)
FIELD GOAL ATTEMPTS	63	at California (1/13/11)
	63	SACRAMENTO STATE (11/30/10)
FIELD GOAL PERCENTAGE	.588 (30-51)	vs Portland (11/23/10)
3 PT FIELD GOALS MADE	12	vs Mississippi State (12/22/10)
3 PT FG ATTEMPTS	29	OREGON STATE (01/06/11)
3 PT FG PERCENTAGE	.524 (11-21)	GONZAGA (12/08/10)
	.524 (11-21)	vs Portland (11/23/10)
FREE THROWS MADE	28	at Santa Clara (12/19/10)
FREE THROW ATTEMPTS	37	at Santa Clara (12/19/10)
FREE THROW PERCENTAGE	.923 (12-13)	at California (1/13/11)
REBOUNDS	50	SOUTHERN UNIVERSITY (11/13/10)
ASSISTS	21	GONZAGA (12/08/10)
	21	IDAHO (11/16/10)
STEALS	14	GONZAGA (12/08/10)
BLOCKED SHOTS	11	vs Portland (11/23/10)
TURNOVERS	20	at Oregon State (2/5/11)
FOULS	24	at Santa Clara (12/19/10)

LOWS

POINTS	43	at Oregon (02/03/11)
FIELD GOALS MADE	14	at Oregon (02/03/11)
FIELD GOAL ATTEMPTS	48	at Oregon State (2/5/11)
FIELD GOAL PERCENTAGE	.259 (14-54)	at Oregon (02/03/11)
3 PT FIELD GOALS MADE	3	KANSAS STATE (12/03/10)
	3	at UCLA (12/29/10)
	3	at Oregon State (2/5/11)
	3	STANFORD (02/10/11)
3 PT FG ATTEMPTS	8	at UCLA (12/29/10)
3 PT FG PERCENTAGE	.160 (4-25)	at Oregon (02/03/11)
FREE THROWS MADE	4	TEXAS-PAN AMERICAN (12/10/10)
FREE THROW ATTEMPTS	7	at USC (12/31/10)
FREE THROW PERCENTAGE	.474 (9-19)	STANFORD (02/10/11)
REBOUNDS	26	IDAHO (11/16/10)
	26	vs Baylor (12/23/10)
ASSISTS	5	at USC (12/31/10)
STEALS	3	vs Butler (12/25/10)
BLOCKED SHOTS	0	at Fresno State (11/26/10)
TURNOVERS	8	SACRAMENTO STATE (11/30/10)
	8	at USC (12/31/10)
FOULS	11	at USC (12/31/10)
	11	ARIZONA STATE (01/20/11)

OPPONENTS

HIGHS

POINTS	88	at California (01/13/11)
FIELD GOALS MADE	31	at California (01/13/11)
FIELD GOAL ATTEMPTS	71	OREGON (01/08/11)
FIELD GOAL PERCENTAGE	.517 (31-60)	at California (01/13/11)
3 PT FIELD GOALS MADE	11	WASHINGTON (01/30/11)
	11	ARIZONA (01/22/11)
	11	vs Butler (12/25/10)
3 PT FG ATTEMPTS	33	at Fresno State (11/26/10)
3 PT FG PERCENTAGE	.611 (11-18)	ARIZONA (01/22/11)
FREE THROWS MADE	33	at Santa Clara (12/19/10)
FREE THROW ATTEMPTS	36	at Santa Clara (12/19/10)
FREE THROW PERCENTAGE	.917 (33-36)	at Santa Clara (12/19/10)
REBOUNDS	46	WASHINGTON (01/30/11)
ASSISTS	22	at California (01/13/11)
STEALS	12	OREGON STATE (01/06/11)
BLOCKED SHOTS	7	KANSAS STATE (12/03/10)
TURNOVERS	25	GONZAGA (12/08/10)
FOULS	28	at Santa Clara (12/19/10)

LOWS

POINTS	36	SACRAMENTO STATE (11/30/10)
FIELD GOALS MADE	15	SACRAMENTO STATE (11/30/10)
FIELD GOAL ATTEMPTS	47	SACRAMENTO STATE (11/30/10)
FIELD GOAL PERCENTAGE	.305 (18-59)	SOUTHERN UNIVERSITY (11/13/10)
	.305 (18-59)	at Santa Clara (12/19/10)
3 PT FIELD GOALS MADE	1	SACRAMENTO STATE (11/30/10)
3 PT FG ATTEMPTS	11	at California (1/13/11)
3 PT FG PERCENTAGE	.067 (1-15)	SACRAMENTO STATE (11/30/10)
FREE THROWS MADE	5	SACRAMENTO STATE (11/30/10)
	5	OREGON (01/08/11)
FREE THROW ATTEMPTS	9	OREGON (01/08/11)
FREE THROW PERCENTAGE	.357 (5-14)	SACRAMENTO STATE (11/30/10)
REBOUNDS	23	SOUTHERN UNIVERSITY (11/13/10)
ASSISTS	6	vs Baylor (12/23/10)
STEALS	3	vs Butler (12/25/10)
	3	at California (1/13/11)
BLOCKED SHOTS	0	vs Butler (12/25/10)
	0	OREGON STATE (01/06/11)
TURNOVERS	9	(twice) ARIZONA STATE (01/20/11)
FOULS	11	at USC (12/31/10)



2010-11 SEASON HIGHS/LOWS BY HALF

WASHINGTON STATE - FIRST HALF

HIGHS		
POINTS	48	vs Portland (11/23/10)
FIELD GOALS MADE	19	(twice) SACRAMENTO STATE (11/30/10)
FIELD GOAL ATTEMPTS	35	SACRAMENTO STATE (11/30/10)
FIELD GOAL PERCENTAGE	.633 (19-30)	vs Portland (11/23/10)
3 PT FIELD GOALS MADE	7	(twice) OREGON STATE (01/06/11)
3 PT FG ATTEMPTS	16	CALIFORNIA (02/12/11)
3 PT FG PERCENTAGE	.750 (3-4)	at UCLA (12/29/10)
FREE THROWS MADE	10	OREGON (01/08/11)
FREE THROW ATTEMPTS	12	(three times) OREGON (01/08/11)
FREE THROW PERCENTAGE	1.000 (4-4)	vs Butler (12/25/10)
REBOUNDS	23	(four times) at Oregon State (2/5/11)
ASSISTS	11	(twice) ARIZONA (01/22/11)
STEALS	6	(four times) CALIFORNIA (02/12/11)
BLOCKED SHOTS	7	ARIZONA (01/22/11)
TURNOVERS	12	at Arizona State (02/19/11)
FOULS	12	at Oregon State (2/5/11)

LOWS		
POINTS	22	(twice) at USC (12/31/10)
FIELD GOALS MADE	6	at Oregon (02/03/11)
FIELD GOAL ATTEMPTS	24	KANSAS STATE (12/03/10)
FIELD GOAL PERCENTAGE	.214 (6-28)	at Oregon (02/03/11)
3 PT FIELD GOALS MADE	0	KANSAS STATE (12/03/10)
3 PT FG ATTEMPTS	4	at UCLA (12/29/10)
3 PT FG PERCENTAGE	.000 (0-7)	KANSAS STATE (12/03/10)
FREE THROWS MADE	1	at Santa Clara (12/19/10)
FREE THROW ATTEMPTS	2	at USC (12/31/10)
FREE THROW PERCENTAGE	.300 (3-10)	STANFORD (02/10/11)
REBOUNDS	12	(twice) at California (01/13/11)
ASSISTS	1	at USC (12/31/10)
STEALS	0	vs Butler (12/25/10)
BLOCKED SHOTS	0	(seven times) at Arizona State (02/19/11)
TURNOVERS	3	(three times) at Oregon (02/03/11)
FOULS	1	ARIZONA STATE (01/20/11)

OPPONENTS - FIRST HALF

HIGHS		
POINTS	45	STANFORD (02/10/11)
FIELD GOALS MADE	18	STANFORD (02/10/11)
FIELD GOAL ATTEMPTS	35	ARIZONA (01/22/11)
FIELD GOAL PERCENTAGE	.621 (18-29)	STANFORD (02/10/11)
3 PT FIELD GOALS MADE	7	(three times) at Arizona State (02/19/11)
3 PT FG ATTEMPTS	19	ARIZONA STATE (01/20/11)
3 PT FG PERCENTAGE	.875 (7-8)	STANFORD (02/10/11)
FREE THROWS MADE	12	at Santa Clara (12/19/10)
FREE THROW ATTEMPTS	15	(twice) at Oregon State (2/5/11)
FREE THROW PERCENTAGE	1.000 (12-12)	at Santa Clara (12/19/10)
REBOUNDS	26	ARIZONA (01/22/11)
ASSISTS	16	STANFORD (02/10/11)
STEALS	8	KANSAS STATE (12/03/10)
BLOCKED SHOTS	5	at Oregon State (2/5/11)
TURNOVERS	13	KANSAS STATE (12/03/10)
FOULS	11	(three times) at Oregon (02/03/11)

LOWS		
POINTS	17	SACRAMENTO STATE (11/30/10)
FIELD GOALS MADE	6	SOUTHERN UNIVERSITY (11/13/10)
FIELD GOAL ATTEMPTS	22	GONZAGA (12/08/10)
FIELD GOAL PERCENTAGE	.231 (6-26)	SOUTHERN UNIVERSITY (11/13/10)
3 PT FIELD GOALS MADE	0	(twice) vs Baylor (12/23/10)
3 PT FG ATTEMPTS	7	at California (1/13/11)
3 PT FG PERCENTAGE	.000 (0-12)	vs Baylor (12/23/10)
FREE THROWS MADE	0	ARIZONA STATE (01/20/11)
FREE THROW ATTEMPTS	0	ARIZONA STATE (01/20/11)
FREE THROW PERCENTAGE	.000 (0-0)	ARIZONA STATE (01/20/11)
REBOUNDS	11	SOUTHERN UNIVERSITY (11/13/10)
ASSISTS	2	(twice) vs Baylor (12/23/10)
STEALS	0	at California (1/13/11)
BLOCKED SHOTS	0	(five times) at Stanford (01/15/11)
TURNOVERS	3	STANFORD (02/10/11)
FOULS	5	(three times) CALIFORNIA (02/12/11)

WASHINGTON STATE - SECOND HALF

HIGHS		
POINTS	51	GONZAGA (12/08/10)
FIELD GOALS MADE	19	GONZAGA (12/08/10)
FIELD GOAL ATTEMPTS	36	SOUTHERN UNIVERSITY (11/13/10)
FIELD GOAL PERCENTAGE	.679 (19-28)	GONZAGA (12/08/10)
3 PT FIELD GOALS MADE	7	(twice) at California (1/13/11)
3 PT FG ATTEMPTS	13	at Fresno State (11/26/10)
3 PT FG PERCENTAGE	.583 (7-12)	vs Mississippi State (12/22/10)
FREE THROWS MADE	20	at Santa Clara (12/19/10)
FREE THROW ATTEMPTS	27	at Santa Clara (12/19/10)
FREE THROW PERCENTAGE	1.000 (5-5)	at California (1/13/11)
REBOUNDS	28	SOUTHERN UNIVERSITY (11/13/10)
ASSISTS	13	GONZAGA (12/08/10)
STEALS	9	GONZAGA (12/08/10)
BLOCKED SHOTS	6	ARIZONA STATE (01/20/11)
TURNOVERS	13	at Oregon State (2/5/11)
FOULS	13	(three times) vs Butler (12/25/10)

LOWS		
POINTS	20	at Oregon (02/03/11)
FIELD GOALS MADE	8	at Oregon (02/03/11)
FIELD GOAL ATTEMPTS	19	at Oregon State (2/5/11)
FIELD GOAL PERCENTAGE	.308 (8-26)	at Oregon (02/03/11)
3 PT FIELD GOALS MADE	0	(twice) at Oregon State (2/5/11)
3 PT FG ATTEMPTS	4	at UCLA (12/29/10)
3 PT FG PERCENTAGE	.000 (0-5)	at Oregon State (2/5/11)
FREE THROWS MADE	1	(twice) TEXAS-PAN AMERICAN (12/10/10)
FREE THROW ATTEMPTS	2	TEXAS-PAN AMERICAN (12/10/10)
FREE THROW PERCENTAGE	.250 (1-4)	at Fresno State (11/26/10)
REBOUNDS	10	vs Baylor (12/23/10)
ASSISTS	2	at UCLA (12/29/10)
STEALS	1	(three times) at Oregon State (2/5/11)
BLOCKED SHOTS	0	(three times) vs Mississippi State (12/22/10)
TURNOVERS	3	at Arizona State (02/19/11)
FOULS	7	(four times) at Stanford (01/15/11)

OPPONENTS - SECOND HALF

HIGHS		
POINTS	51	at UCLA (12/29/10)
FIELD GOALS MADE	17	at UCLA (12/29/10)
FIELD GOAL ATTEMPTS	38	vs Portland (11/23/10)
FIELD GOAL PERCENTAGE	.607 (17-28)	at UCLA (12/29/10)
3 PT FIELD GOALS MADE	6	(three times) WASHINGTON (01/30/11)
3 PT FG ATTEMPTS	18	(twice) OREGON (01/08/11)
3 PT FG PERCENTAGE	.667 (6-9)	ARIZONA (01/22/11)
FREE THROWS MADE	19	at Santa Clara (12/19/10)
FREE THROW ATTEMPTS	21	(twice) at UCLA (12/29/10)
FREE THROW PERCENTAGE	1.000 (6-6)	TEXAS-PAN AMERICAN (12/10/10)
REBOUNDS	22	(twice) WASHINGTON (01/30/11)
ASSISTS	13	at UCLA (12/29/10)
STEALS	8	(three times) at Oregon State (2/5/11)
BLOCKED SHOTS	4	KANSAS STATE (12/03/10)
TURNOVERS	14	WASHINGTON (01/30/11)
FOULS	17	at Santa Clara (12/19/10)

LOWS		
POINTS	17	vs Mississippi State (12/22/10)
FIELD GOALS MADE	7	(three times) vs Mississippi State (12/22/10)
FIELD GOAL ATTEMPTS	20	at Arizona (2/17/11)
FIELD GOAL PERCENTAGE	.250 (7-28)	vs Mississippi State (12/22/10)
3 PT FIELD GOALS MADE	0	at California (1/13/11)
3 PT FG ATTEMPTS	4	at California (1/13/11)
3 PT FG PERCENTAGE	.000 (0-4)	at California (1/13/11)
FREE THROWS MADE	1	vs Mississippi State (12/22/10)
FREE THROW ATTEMPTS	2	SOUTHERN UNIVERSITY (11/13/10)
FREE THROW PERCENTAGE	.250 (1-4)	vs Mississippi State (12/22/10)
REBOUNDS	11	at Oregon State (2/5/11)
ASSISTS	3	(twice) SACRAMENTO STATE (11/30/10)
STEALS	0	TEXAS-PAN AMERICAN (12/10/10)
BLOCKED SHOTS	0	(eight times) ARIZONA (01/22/11)
TURNOVERS	3	at USC (12/31/10)
FOULS	6	TEXAS-PAN AMERICAN (12/10/10)
	6	at USC (12/31/10)



2010-11 INDIVIDUAL HIGHS

WASHINGTON STATE

Points	36	Thompson, Klay at California (01/13/11)
	35	Thompson, Klay vs Portland (11/23/10)
	31	Thompson, Klay vs Butler (12/25/10)
	30	Thompson, Klay at Arizona (02/17/11)
	29	Thompson, Klay vs Oregon State (01/06/11)
Field Goals Made	13	Thompson, Klay vs Portland (11/23/10)
	12	Thompson, Klay at California (01/13/11)
Field Goal Att.	28	Thompson, Klay at Arizona State (02/19/11)
	24	Thompson, Klay at Arizona (02/17/11)
FG Pct (min 5 made)	1.000 (6-6)	Motum, Brock vs Southern University (11/13/10)
	1.000 (5-5)	Motum, Brock vs Sacramento State (11/30/10)
3-Point FG Made	6	Aden, Faisal at Fresno State (11/26/10)
	5	Thompson, Klay at Arizona (02/17/11)
	5	Thompson, Klay vs Arizona State (01/20/11)
	5	Thompson, Klay at California (01/13/11)
	5	Thompson, Klay vs Oregon State (01/06/11)
	5	Thompson, Klay vs Baylor (12/23/10)
3-Point FG Att.	13	Thompson, Klay vs Oregon State (01/06/11)
	12	Thompson, Klay at Arizona State (02/19/11)
	12	Aden, Faisal at Fresno State (11/26/10)
3-Pt FG Pct (min 2 made)	1.000 (2-2)	Moore, Reggie vs Mississippi State (12/22/10)
	1.000 (2-2)	Motum, Brock vs Southern University (11/13/10)
Free Throws Made	12	Thompson, Klay at UCLA (12/29/10)
	10	Thompson, Klay at Santa Clara (12/19/10)
Free Throw Att.	12	Capers, Marcus vs Oregon State (01/06/11)
	12	Thompson, Klay at UCLA (12/29/10)
	12	Thompson, Klay at Santa Clara (12/19/10)
FT Pct (min 3 made)	1.000 (12-12)	Thompson, Klay at UCLA (12/29/10)
	1.000 (8-8)	Moore, Reggie at Santa Clara (12/19/10)
	1.000 (7-7)	Thompson, Klay at California (01/13/11)
	1.000 (7-7)	Thompson, Klay vs Butler (12/25/10)
	1.000 (6-6)	Moore, Reggie vs Oregon (01/08/11)
	1.000 (6-6)	Thompson, Klay vs Oregon State (01/06/11)
	1.000 (6-6)	Thompson, Klay vs Portland (11/23/10)
	1.000 (4-4)	Casto, DeAngelo at Arizona (02/17/11)
	1.000 (4-4)	Moore, Reggie vs Arizona (01/22/11)
	1.000 (3-3)	Thompson, Klay vs Arizona State (01/20/11)
	1.000 (3-3)	Moore, Reggie at USC (12/31/10)
	1.000 (3-3)	Thompson, Klay vs Texas-Pan American (12/10/10)
	1.000 (3-3)	Aden, Faisal vs Idaho (11/16/10)
Rebounds	15	Capers, Marcus vs Southern University (11/13/10)
	11	Casto, DeAngelo at California (01/13/11)
Assists	9	Thompson, Klay vs Arizona State (01/20/11)
	9	Moore, Reggie vs Oregon State (01/06/11)
	9	Thompson, Klay vs Idaho (11/16/10)
Steals	7	Thompson, Klay vs Gonzaga (12/08/10)
	5	Thompson, Klay vs Washington (01/30/11)
	5	Thompson, Klay at Santa Clara (12/19/10)
Blocked Shots	4	Casto, DeAngelo vs Arizona (01/22/11)
	4	Casto, DeAngelo vs Arizona State (01/20/11)
	4	Casto, DeAngelo vs Idaho (11/16/10)
Turnovers	7	Casto, DeAngelo vs Portland (11/23/10)
	6	Thompson, Klay at Oregon (02/03/11)
	6	Thompson, Klay vs Oregon State (01/06/11)
	6	Thompson, Klay at Santa Clara (12/19/10)
	6	Thompson, Klay vs Kansas State (12/03/10)
Fouls	5	Lodwick, Abe at Arizona (02/17/11)
	5	Casto, DeAngelo vs California (02/12/11)
	5	Lodwick, Abe vs California (02/12/11)
	5	Thompson, Klay at Oregon State (02/05/11)
	5	Capers, Marcus at Oregon State (02/05/11)
	5	Lodwick, Abe vs Washington (01/30/11)
	5	Casto, DeAngelo vs Washington (01/30/11)
	5	Motum, Brock vs Washington (01/30/11)
	5	Capers, Marcus vs Arizona (01/22/11)
	5	Lodwick, Abe vs Arizona (01/22/11)
	5	Lodwick, Abe at California (01/13/11)
	5	Casto, DeAngelo at California (01/13/11)
	5	Lodwick, Abe vs Butler (12/25/10)
	5	Moore, Reggie vs Butler (12/25/10)
	5	Lodwick, Abe at Santa Clara (12/19/10)
	5	Motum, Brock vs Kansas State (12/03/10)
	5	Lodwick, Abe vs Kansas State (12/03/10)

OPPONENTS

Points	30	CRABBE, Allen at California (01/13/11)
	29	Dunn, LaceDarius vs Baylor (12/23/10)
	29	Foster, Kevin at Santa Clara (12/19/10)
	26	Williams, Derrick at Arizona (02/17/11)
	24	Green, Jeremy vs Stanford (02/10/11)
Field Goals Made	10	CRABBE, Allen at California (01/13/11)
	9	Nelson, Reeves at UCLA (12/29/10)
Field Goal Att.	22	Dunn, LaceDarius vs Baylor (12/23/10)
	17	DOGGETT, Quinton vs Southern University (11/13/10)
FG Pct (min 5 made)	1.000 (5-5)	SMITH, Andrew vs Butler (12/25/10)
	.778 (7-9)	Green, Jeremy vs Stanford (02/10/11)
	.778 (7-9)	Collier, Devon at Oregon State (02/05/11)
3-Point FG Made	6	Ledbetter, Jeff vs Idaho (11/16/10)
	5	Creekmur, Chansae at Arizona State (02/19/11)
	5	Green, Jeremy vs Stanford (02/10/11)
	5	Abbott, Ty vs Arizona State (01/20/11)
	5	McGruder, Rodney vs Kansas State (12/03/10)
	5	STOHL, Jared vs Portland (11/23/10)
3-Point FG Att.	15	Dunn, LaceDarius vs Baylor (12/23/10)
	12	STOHL, Jared vs Portland (11/23/10)
3-Pt FG Pct (min 2 made)	1.000 (5-5)	Green, Jeremy vs Stanford (02/10/11)
	1.000 (2-2)	Lavender, Brendon vs Arizona (01/22/11)
Free Throws Made	12	Williams, Derrick at Arizona (02/17/11)
	12	Dunn, LaceDarius vs Baylor (12/23/10)
Free Throw Att.	13	Williams, Derrick at Arizona (01/22/11)
	13	Foster, Kevin at Santa Clara (12/19/10)
FT Pct (min 3 made)	1.000 (12-12)	Williams, Derrick at Arizona (02/17/11)
	1.000 (12-12)	Dunn, LaceDarius vs Baylor (12/23/10)
	1.000 (7-7)	Roquemore, Evan at Santa Clara (12/19/10)
	1.000 (6-6)	GUTIERREZ, Jorge vs California (02/12/11)
	1.000 (6-6)	Wallace, Lathen vs Oregon State (01/06/11)
	1.000 (6-6)	Cowels, Raymond III at Santa Clara (12/19/10)
	1.000 (5-5)	Green, Jeremy vs Stanford (02/10/11)
	1.000 (4-4)	Jones, Lamont at Arizona (02/17/11)
	1.000 (4-4)	Loyd, Johnathan at Oregon (02/03/11)
	1.000 (4-4)	Sim, Garrett at Oregon (02/03/11)
	1.000 (4-4)	Jones, Lamont at Arizona (01/22/11)
	1.000 (4-4)	Haynes, Calvin vs Oregon State (01/06/11)
	1.000 (4-4)	VANZANT, Shawn vs Butler (12/25/10)
	1.000 (4-4)	Walton, A.J. vs Baylor (12/23/10)
	1.000 (4-4)	SACRE, Robert vs Gonzaga (12/08/10)
	1.000 (4-4)	STOHL, Jared vs Portland (11/23/10)
	1.000 (3-3)	Powell, Dwight at Stanford (01/15/11)
	1.000 (3-3)	Vucevic, Nikola at USC (12/31/10)
	1.000 (3-3)	Wiley, Brandon vs Idaho (11/16/10)
Rebounds	19	Williams, Derrick vs Arizona (01/22/11)
	12	Holiday, Justin vs Washington (01/30/11)
	12	Acy, Quincy vs Baylor (12/23/10)
Assists	11	Mann, Jarrett vs Stanford (02/10/11)
	11	Jones, Lazerick at UCLA (12/29/10)
Steals	5	Cunningham, Jared at Oregon State (02/05/11)
	5	Armstead, Malcolm at Oregon (02/03/11)
	5	Cunningham, Jared vs Oregon State (01/06/11)
Blocked Shots	4	Collier, Devon at Oregon State (02/05/11)
	3	Bachynski, Jordan vs Arizona State (01/20/11)
	3	Honeycutt, Tyler at UCLA (12/29/10)
Turnovers	7	KAMP, Harper vs California (02/12/11)
	7	Thomas, Isaiah vs Washington (01/30/11)
Fouls	5	SANDERS-FRISON, Mark vs California (02/12/11)
	5	Nared, Tyrone at Oregon (02/03/11)
	5	Thomas, Isaiah vs Washington (01/30/11)
	5	SANDERS-FRISON, Mark at California (01/13/11)
	5	Singler, E.J. vs Oregon (01/08/11)
	5	NORED, Ronald vs Butler (12/25/10)
	5	Elgin Bailey vs Mississippi State (12/22/10)
	5	Cunningham, Chris at Santa Clara (12/19/10)
	5	Dowdell, Ben at Santa Clara (12/19/10)



GAME 1 • Southern vs Washington State

11/13/10 5 p.m. at Beasley Coliseum (Pullman, Wash.)

VISITORS: Southern (0-2)

#	Player	Total		3-Ptr		FT		Rebounds		PF	TP	A	TO	Blk	Stl	Min		
		FG	FGA	FG	FGA	FT	FTA	Off	Def								Tot	
23	DOGGETT, Quinton	f	8	17	0	1	0	2	3	8	11	3	16	0	3	1	26	
30	INGRAM, Julius	f	3	7	0	2	4	6	0	0	0	1	10	1	1	1	0	21
02	WHITE, Brandon	g	0	3	0	1	1	2	1	1	2	1	1	2	1	0	19	
05	GRACE, Jameel	g	1	4	1	4	0	0	0	1	1	3	3	1	1	0	20	
33	SANFORD, Blake	g	1	8	1	7	0	0	0	1	1	3	3	2	2	0	37	
31	COLEMAN, Frederick	f	1	3	0	1	0	0	0	0	0	4	2	0	2	0	9	
32	CELESTIN, Michael	f	1	6	1	5	1	2	0	0	0	1	4	5	1	0	20	
35	TATUM, John	f	0	1	0	1	0	0	0	0	0	0	0	0	1	0	0	14
42	COLEMAN, Patrick	f	1	5	1	4	0	0	0	0	0	2	3	0	1	0	11	
44	CHASE, Ray Ray	f	0	0	0	0	1	2	0	1	1	0	1	1	0	0	5	
54	BOL, Madut	f	2	5	0	1	0	0	1	1	2	0	4	0	2	0	0	18
TEAM									3	2	5							
Totals.....			18	59	4	27	7	14	8	15	23	18	47	12	15	2	6	200

HOME TEAM: Washington State (1-0)

#	Player		Total		3-Ptr		FT	FTA	Rebounds		PF	TP	A	TO	Blk	Stl	Min	
			FG	FGA	FG	FGA			Off	Def								
12	Motum, Brock	f	6	6	2	2	0	0	2	3	5	1	14	0	1	0	24	
31	Lodwick, Abe	f	2	5	0	2	0	1	1	0	1	4	4	1	0	1	17	
00	Capers, Marcus	g	3	6	0	0	2	2	5	10	15	3	8	3	1	0	20	
01	Thompson, Klay	g	6	10	1	5	2	2	0	6	6	1	15	6	5	0	33	
11	Aden, Faisal	g	7	16	1	8	3	4	0	6	6	0	18	1	4	0	36	
15	McNamara, Chris		0	1	0	0	0	0	0	0	0	0	0	0	0	0	1	
22	Loewen, Ben		1	2	0	0	0	0	1	0	1	0	2	0	0	0	9	
23	Casto, DeAngelo		4	5	0	0	8	11	1	4	5	4	16	0	3	1	16	
25	Winston, Jr., Dre'		0	4	0	0	0	0	1	1	2	2	0	0	0	0	22	
40	Enquist, Charlie		0	0	0	0	0	0	0	0	0	1	0	0	1	0	9	
44	Simon, Patrick		3	6	2	4	1	1	2	6	8	0	9	1	0	0	13	
TEAM									1	1								
Totals.....			32	61	6	21	16	21	14	36	50	16	86	12	15	1	9	200

Officials: Michael Eggers, Deron White, Tre Maddox

Technical fouls: Southern University-None. Washington State-None.

Attendance: 6173

Score by Periods 1st 2nd Total

Southern University 18 29 47

Washington State 41 45 86

2010-11 Season Opener

GAME 3 • Portland vs Washington State

11/23/10 7:30 p.m. at KeyArena (Seattle, Wash.)

VISITORS: Portland (4-2)

#	Player	Total		3-Ptr		FT		Rebounds		PF	TP	A	TO	Blk	Stl	Min		
		FG	FGA	FG	FGA	FT	FTA	Off	Def								Tot	
33	MITROVIC, Nemanja	f	7	14	3	7	0	0	1	3	4	2	17	1	1	0	1	27
43	SIKMA, Luke	f	4	11	0	2	4	5	4	2	6	3	12	1	4	1	1	29
45	KNUTSON, Kramerc	f	1	3	0	0	0	0	1	2	3	4	2	2	0	2	0	28
01	WATERFORD, Eric	f	1	3	1	1	2	4	2	4	6	2	5	4	1	0	0	29
20	STOHL, Jared	g	6	13	5	12	4	4	2	1	3	0	21	1	2	0	1	32
03	RILEY, Tanner	g	0	4	0	2	0	0	0	0	0	0	0	0	0	0	0	6
11	DOUGLAS, Tim	f	2	7	1	3	0	0	0	2	2	0	5	3	2	0	3	15
14	BARKER, Riley	f	1	3	0	0	2	2	2	0	2	2	4	0	0	1	0	13
15	RODGERS, Derrick	g	0	5	0	0	0	0	2	0	2	1	0	2	0	0	1	13
32	NICHOLAS, Ryan	g	0	1	0	0	0	0	0	3	3	2	0	0	0	0	0	4
55	HANNIBAL, Jason	f	1	1	0	0	0	0	1	0	1	2	2	0	1	0	0	4
TEAM									4		4							
Totals.....			23	65	10	27	12	15	19	17	36	18	68	14	11	4	7	200

HOME TEAM: Washington State (3-0)

##	Player		Total		3-Ptr		FT	FTA	Rebounds		PF	TP	A	TO	Blk	Stl	Min	
			FG	FGA	FG	FGA			Off	Def								Tot
23	Casto, DeAngelo	f	1	3	0	0	0	0	2	5	7	4	2	2	7	3	1	29
31	Lodwick, Abe	f	1	3	1	3	0	0	0	4	4	3	3	1	0	2	1	24
00	Capers, Marcus	g	2	2	0	0	5	7	2	2	4	2	9	5	1	3	0	32
01	Thompson, Klay	g	13	16	3	4	6	6	1	5	6	3	35	3	2	2	1	39
11	Aden, Faisal	g	8	15	4	8	1	1	0	2	2	1	21	0	3	0	2	30
05	Dilorio, Will		0	1	0	0	0	0	0	0	0	0	0	0	0	0	0	1
12	Motum, Brock		2	3	1	1	1	3	0	1	1	1	6	0	2	1	0	7
15	McNamara, Chris		0	0	0	0	0	0	0	0	0	0	0	0	0	0	0	1
22	Loewen, Ben		0	1	0	1	0	0	0	0	0	0	0	0	0	0	0	1
25	Winston, Jr., Dre'		1	2	0	0	0	0	0	2	2	0	2	1	0	0	0	18
40	Enquist, Charlie		0	1	0	0	0	2	1	0	1	0	0	0	0	0	0	5
44	Simon, Patrick		2	4	2	4	0	0	0	0	0	4	6	0	0	0	0	13
TEAM									1	2	3							

Officials: Michael Greenstein, J.T. Orr, Rick Batsell

Technical fouls: Portland-None. Washington State-None.

Attendance: 8441

Score by Periods 1st 2nd Total

Portland 36 32 68

Washington State 48 36 84

GAME 2 • Idaho vs Washington State

11/16/10 7 p.m. at Beasley Coliseum (Pullman, Wash.)

VISITORS: Idaho (1-1)

#	Player		Total		3-Ptr		FT	FTA	Rebounds		PF	TP	A	TO	Blk	Stl	Min	
			FG	FGA	FG	FGA			Off	Def								Tot
11	Wiley, Brandon	f	2	4	0	0	3	3	2	2	4	1	7	4	6	0	23	
21	Toledo, Luiz	f	5	8	0	0	3	4	2	3	5	3	13	2	2	0	33	
33	Barone, Kyle	c	3	6	0	0	2	3	1	2	3	3	8	0	2	1	32	
03	Henderson, Shawng	g	3	9	0	4	0	0	0	6	6	2	6	3	0	0	30	
25	Geiger, Deremy	g	2	7	1	4	0	0	0	0	0	4	5	0	0	0	15	
02	Ledbetter, Jeff	f	6	9	6	9	0	1	0	2	2	2	18	1	3	0	22	
10	Tatum, Landon	f	4	6	0	0	4	5	1	0	1	0	12	2	1	0	25	
22	Bandoumel, Djim	f	0	2	0	0	0	0	1	3	4	2	0	0	2	0	7	
34	Madison, Stephen	g	0	1	0	1	2	2	0	0	0	1	2	1	0	0	9	
42	Kammerer, Joe	f	0	1	0	0	0	0	0	1	1	2	0	0	2	0	4	
TEAM									3		2							
Totals.....			25	53	7	18	14	18	10	21	31	20	71	13	19	1	5	200

HOME TEAM: Washington State (2-0)

#	Player		Total		3-Ptr		FT	FTA	Rebounds		PF	TP	A	TO	Blk	Stl	Min	
			FG	FGA	FG	FGA			Off	Def								Tot
23	Casto, DeAngelo	f	4	6	0	0	2	2	1	2	3	2	10	3	3	4	1	27
31	Lodwick, Abe	f	1	2	0	0	0	0	0	1	4	5	2	2	0	0	0	24
00	Capers, Marcus	g	2	4	0	0	1	2	1	3	4	4	5	3	1	0	0	31
01	Thompson, Klay	g	7	17	2	9	7	9	0	4	4	1	23	9	3	1	2	37
11	Aden, Faisal	g	10	16	3	6	3	3	0	3	3	3	26	3	4	1	3	35
12	Motum, Brock		4	6	0	1	0	0	1	2	3	1	8	1	1	0	1	15
25	Winston, Jr., Dre'		1	1	0	0	0	0	0	1	1	3	2	2	0	0	1	16
40	Enquist, Charlie		0	0	0	0	0	0	0	0	0	1	0	0	0	0	1	2
44	Simon, Patrick		5	7	1	2	1	2	0	1	1	3	12	0	0	0	0	13
TEAM									2									
Totals.....			34	59	6	18	14	18	6	20	26	20	88	21	12	6	9	200



GAME 9 • Washington State at Santa Clara
12/19/10 7 p.m. at Leavey Center (Santa Clara, Calif.)

VISITORS: Washington State (8-1)

##	Player	Total		3-Ptr		FT		FTA		Rebounds			PF	TP	A TO	Blk	Stl	Min
		FG	FGA	FG	FGA	FT	FTA	Off	Def	Off	Def	Tot						
23	Casto, DeAngelo	f	6	9	0	0	3	5	4	6	10	4	15	0	1	2	2	22
00	Capers, Marcus	g	5	6	0	0	4	8	0	7	7	3	14	0	0	1	0	40
01	Thompson, Klay	g	5	16	3	8	10	12	2	5	7	4	23	6	6	2	5	39
11	Aden, Faisal	g	3	7	0	2	0	0	1	1	2	3	6	0	3	1	0	19
31	Lodwick, Abe	g	1	2	1	2	0	0	1	5	6	5	3	2	0	0	0	23
03	Moore, Reggie	g	3	10	1	2	8	8	0	1	1	2	15	4	1	0	0	36
12	Motum, Brock	g	2	7	0	2	3	4	2	0	2	2	7	3	0	0	0	29
25	Winston, Jr., Dre'	g	0	0	0	0	0	0	0	0	0	0	0	0	1	0	0	1
44	Simon, Patrick	g	1	4	0	1	0	0	1	1	2	1	2	0	2	0	0	16
TEAM																		
Totals.....		26	61	5	17	28	37	13	28	41	24	85	15	14	6	7	225	

HOME TEAM: Santa Clara (6-6)

#	Player	Total		3-Ptr		FT	FTA	Rebounds		PF	TP	A	TO	Blk	Stl	Min
		FG	FGA	FG	FGA			Off	Def							
03	Cunningham, Chris	0	2	0	0	2	2	1	2	3	5	2	0	2	0	10
10	Dowdell, Ben	f	2	4	0	0	2	2	4	6	5	6	4	3	1	2
42	Cowels, Raymond III	f	1	10	0	5	6	6	4	4	8	3	8	0	3	1
00	Roquemore, Evan	g	3	12	3	8	7	7	3	4	7	3	16	2	4	2
21	Foster, Kevin	g	7	14	4	8	11	13	0	4	4	4	29	2	2	0
01	Payne, Troy	g	0	2	0	0	0	0	1	3	4	2	0	2	0	2
13	Santos, Michael	0	0	0	0	0	0	0	1	1	1	0	0	1	0	0
15	Trasolini, Marc	5	13	3	9	5	6	1	5	6	3	18	1	1	1	2
25	McArthur, John	0	2	0	1	0	0	0	1	1	1	0	0	1	0	0
31	Harrison, Niyi	0	0	0	0	0	0	1	0	1	1	0	0	0	1	0
TEAM																
Totals.....		18	59	10	31	33	36	14	28	42	28	79	11	17	6	10

Officials: Michael Greenstein, Bruce Hicks, Bobby McRay

Technical fouls: Washington State-None. Santa Clara-None.

Attendance: 1897

Score by Periods

Washington State 29 42 14 85

Santa Clara 35 36 8 79

GAME 11 • Washington State vs. No. 15 Baylor
12/23/10 1:30 p.m. at Stan Sheriff Center (Honolulu)

VISITORS: Washington State (10-1)

##	Player	Total		3-Ptr		FT		FTA		Rebounds			PF	TP	A TO	Blk	Stl	Min
		FG	FGA	FG	FGA	FT	FTA	Off	Def	Off	Def	Tot						
23	Casto, DeAngelo	f	5	9	0	0	2	2	2	3	5	4	12	0	0	0	4	24
31	Lodwick, Abe	f	2	4	1	3	0	0	1	7	8	3	5	1	2	1	0	25
00	Capers, Marcus	g	1	2	0	1	1	3	0	2	2	1	3	3	0	1	1	30
01	Thompson, Klay	g	5	8	5	6	5	7	0	0	0	4	20	4	2	0	3	27
03	Moore, Reggie	g	4	6	2	3	2	4	1	5	6	1	12	4	3	0	1	39
11	Aden, Faisal	g	5	9	1	4	2	2	1	0	1	3	13	1	3	0	0	26
12	Motum, Brock	g	6	10	0	0	0	0	0	0	0	3	12	2	2	0	0	23
44	Simon, Patrick	g	0	1	0	1	0	0	0	1	1	2	0	0	0	0	0	6
TEAM																		
Totals.....		28	49	9	18	12	18	6	20	26	21	77	15	13	2	9	200	

HOME TEAM: Baylor (8-2)

##	Player	Total		3-Ptr		FT		FTA		Rebounds			PF	TP	A TO	Blk	Stl	Min
		FG	FGA	FG	FGA	FT	FTA	Off	Def	Off	Def	Tot						
04	Acy, Quincy	f	6	13	0	0	4	8	6	6	12	1	16	0	2	1	1	37
41	Jones, Anthony	f	3	6	0	3	0	0	2	3	5	1	6	0	0	1	0	28
05	Jones III, Perry	c	4	9	1	1	2	2	6	1	7	4	11	0	0	0	1	27
22	Walton, A.J.	g	1	4	0	1	4	4	0	3	3	4	6	5	3	0	1	39
24	Dunn, LaceDarius	g	7	22	3	15	12	12	0	4	4	4	29	1	4	0	1	37
03	Ellis, Fred	g	0	4	0	2	1	2	2	0	2	3	1	0	2	0	1	18
11	Morgan, J'mison	g	1	2	0	0	0	1	2	2	4	1	2	0	1	0	0	12
12	Dennis, Nolan	g	0	0	0	0	0	0	0	0	0	1	0	0	0	0	0	2
TEAM																		
Totals.....		22	60	4	22	23	29	21	19	40	19	71	6	12	2	5	200	

Officials: Darron George, Brent Meaux, Chris Beaver

Technical fouls: Washington State-None. Baylor-None.

Attendance: 7179

Score by Periods

Washington State 39 38 77

Baylor 26 45 71

2010 Hawaiian Airlines Diamond Head Classic Semifinal #1

GAME 10 • Washington State vs. Mississippi State
12/22/10 10 a.m. at Stan Sheriff Center (Honolulu)

VISITORS: Mississippi State (7-4)

##	Player	Total		3-Ptr		FT		FTA		Rebounds			PF	TP	A TO	Blk	Stl	Min
		FG	FGA	FG	FGA	FT	FTA	Off	Def	Off	Def	Tot						
24	Kodi Augustus	f	6	15	2	7	5	6	1	4	5	1	19	2	4	0	0	31
45	Elgin Bailey	f	1	3	0	0	1	2	1	2	3	5	3	0	2	0	0	17
02	Ravarn Johnson	g	1	10	1	6	0	0	1	0	1	1	3	1	3	1	1	34
15	Riley Benock	g	2	4	2	4	0	0	1	6	7	3	6	0	1	0	0	32
22	Brian Bryant	g	5	9	1	3	3	4	3	1	4	1	14	5	6	1	1	28
00	Jalen Steele	g	1	6	1	5	2	4	1	0	1	0	5	0	1	0	0	20
04	Twany Beckham	g	1	3	1	2	0	0	0	1	1	0	3	2	2	0	1	12
10	Shaun Smith	g	0	2	0	1	0	0	0	0	0	2	0	0	0	0	0	10
30	Wendell Lewis	g	2	3	0	0	0	0	0	1	1	2	4	0	2	0	1	16
TEAM																		
Totals.....		19	55	8	28	11	16	10	19	29	15	57	10	21	2	4	200	

HOME TEAM: Washington State (9-1)

#	Player		Total		3-Ptr		FT	FTA	Rebounds			PF	TP	A	TO	Blk	Stl	Min
			FG	FGA	FG	FGA			Off	Def	Tot							
23	Casto, DeAngelo	f	2	3	0	0	2	4	0	5	5	4	6	0	0	2	0	22
31	Lodwick, Abe	f	3	5	3	5	0	0	1	5	6	3	9	2	1	0	0	25
00	Capers, Marcus	g	2	4	0	0	2	4	1	5	6	1	6	0	1	0	2	31
01	Thompson, Klay	g	10	20	4	9	4	5	1	3	4	1	28	2	3	0	2	33
03	Moore, Reggie	g	2	3	2	2	0	0	1	2	3	2	6	4	3	0	2	27
05	Dilorio, Will	g	0	1	0	0	0	0	0	0	0	0	0	0	0	0	1	1
11	Aden, Faisal	g	8	14	3	5	1	2	3	4	7	1	20	1	2	0	3	26
12	Motum, Brock	g	3	7	0	1	0	0	3	2	5	3	6	1	1	0	1	13
22	Loewen, Ben	g	0	0	0	0	0	0	0	0	0	0	0	0	0	0	0	1
25	Winston, Jr., Dre'	g	1	2	0	0	0	1	0	1	1	0	2	0	0	0	0	5
40	Enquist, Charlie	g	0	1	0	0	0	0	0	0	0	1	0	0	1	0	0	4
44	Simon, Patrick	g	0	2	0	2	0	0	0	2	2	2	0	0	0	0	0	12



GAME 13 • Washington State at UCLA
12/29/10 8 p.m. at Pauley Pavilion (Los Angeles)

VISITORS: Washington State (10-3, 0-1)

#	Player	Total		3-Ptr		Rebounds			PF	TP	A	TO	Blk	Stl	Min			
		FG	FGA	FG	FGA	FT	FTA	Off								Def	Tot	
23	Casto, DeAngelo	f	4	9	0	0	0	2	4	6	4	8	2	3	1	0	28	
31	Lodwick, Abe	f	1	1	0	0	0	1	0	7	7	4	2	2	0	3	1	32
00	Capers, Marcus	g	1	4	0	0	2	2	0	2	2	0	4	1	2	1	1	25
01	Thompson, Klay	g	6	17	2	4	12	12	2	3	5	3	26	3	2	0	0	37
03	Moore, Reggie	g	1	7	0	1	3	4	2	5	7	4	5	3	2	0	1	34
11	Aden, Faisal		9	13	1	2	0	0	1	2	3	3	19	1	3	0	2	23
12	Motum, Brock		2	3	0	0	1	2	1	1	2	1	5	0	2	0	0	15
25	Winston, Jr., Dre'		0	0	0	0	0	0	0	0	0	0	0	1	0	0	0	1
40	Enquist, Charlie		0	0	0	0	0	0	0	0	0	0	0	0	0	0	0	1
44	Simon, Patrick		1	2	0	1	0	0	0	0	0	2	2	0	0	0	0	4
TEAM								2	1	3								
Totals.....			25	56	3	8	18	21	10	25	35	21	71	12	15	5	5	200

HOME TEAM: UCLA (9-4, 1-0)

HOME TEAM: USER(7)																		
##	Player		Total		3-Ptr		FT	FTA	Rebounds		PF	TP	A	TO	Blk	Stl	Min	
			FG	FGA	FG	FGA			Off	Def								Tot
22	Nelson, Reeves	f	9	15	0	1	3	6	5	6	11	4	21	0	3	0	0	27
23	Honeycutt, Tyler	f	6	11	2	5	0	1	2	7	9	0	14	4	1	3	2	34
34	Smith, Joshua	c	3	3	0	0	2	4	2	4	6	4	8	0	3	1	2	17
03	Lee, Malcolm	g	6	12	3	7	6	7	0	1	1	4	21	0	2	1	1	36
11	Jones, Lazeric	g	3	9	1	2	3	4	0	0	0	2	10	11	1	0	0	32
00	Stover, Anthony		0	1	0	0	0	0	0	1	1	0	0	0	1	0	0	4
01	Lamb, Tyler		2	4	0	1	0	0	0	1	1	1	4	0	0	0	1	12
05	Anderson, Jerime		0	1	0	1	0	0	0	0	0	2	0	4	1	0	2	8
21	Lane, Brendan		0	2	0	1	2	2	0	2	2	2	2	1	2	0	2	30
TEAM																		
Totals.....			29	58	6	18	16	24	10									

Officials: Chris Rastatter, Kevin Brill, Jim Giron

Technical fouls: Washington State-Casto, DeAngelo. UCLA-Jones, Lazeric.

Attendance: 7934

Score by Periods 1st 2nd Total

Washington State 37 34 71

UCLA 29 51 80

GAME 15 • Oregon State vs Washington State
1/6/11 7 p.m. at Beasley Coliseum (Pullman, Wash.)

VISITORS: Oregon State (7-7, 2-1)

		Total		3-Ptr		Rebounds			PF	TP	A	TO	Blk	Stl	Min			
##	Player	FG	FGA	FG	FGA	FT	FTA	Off								Def	Tot	
24	Johnson, Omari	f	2	7	0	2	2	4	3	0	3	1	6	1	0	0	2	30
44	Collier, Devon	f	0	0	0	0	0	0	0	1	1	2	0	1	0	0	2	14
12	Brandt, Angus	c	2	8	0	1	0	0	1	1	2	1	4	2	2	0	0	17
01	Cunningham, J.	g	6	16	2	4	4	6	4	4	8	3	18	3	4	0	5	33
22	Haynes, Calvin	g	2	7	1	2	4	4	0	6	6	3	9	3	3	0	1	22
00	McShane, Kevin		0	0	0	0	0	0	1	0	1	2	0	0	1	0	0	4
03	Starks, Ahmad		2	7	1	4	0	0	0	0	0	1	5	0	0	0	0	22
11	Burton, Joe		4	8	0	0	0	2	3	2	5	2	8	1	3	0	1	21
30	Deane, Daniel		0	0	0	0	0	0	1	0	1	0	0	1	0	0	1	4
34	Wallace, Lathen		2	8	2	5	6	6	3	2	5	2	12	0	0	0	0	22
55	Nelson, Roberto		3	7	1	3	1	2	0	3	3	3	8	0	2	0	0	11
TEAM									2		2							
Totals.....			23	68	7	21	17	24	18	19	37	20	70	12	15	0	12	200

HOME TEAM: Washington State (11-4, 1-2)

		Total				3-Ptr		Rebounds			PF	TP	A	TO	Blk	Stl	Min	
##	Player	FG	FGA	FG	FGA	FT	FTA	Off	Def	Tot								
23	Casto, DeAngelo	f	3	4	0	0	0	1	4	5	4	6	0	2	3	0	26	
31	Lodwick, Abe	f	1	2	1	2	0	0	1	2	3	4	3	0	1	0	1	19
00	Capers, Marcus	g	2	3	0	0	8	12	1	1	2	3	12	0	1	0	0	26
01	Thompson, Klay	g	9	19	5	13	6	6	0	10	10	3	29	5	6	2	2	37
03	Moore, Reggie	g	3	8	2	6	3	4	1	5	6	0	11	9	4	0	2	34
11	Aden, Faisal		5	11	3	7	2	2	1	4	5	3	15	0	2	1	3	32
12	Motum, Brock		3	4	0	1	2	2	2	3	5	3	8	3	2	0	0	15
25	Winston, Jr., Dre'		0	0	0	0	0	0	0	0	0	0	0	1	1	0	1	3
44	Simon, Patrick		0	0	0	0	0	0	1	1		0	0	0	0	0	0	8
TEAM									1	2								
Totals.....			26	51	11	29	21	26	8	31	39	20	84	18	19	6	9	200

Officials: Verne Harris, Bobby McRoy, J.T. Orr

Technical fouls: Oregon State-None. Washington State-None.

Attendance: 5849

Score by Periods 1st 2nd Total

Oregon State 30 40 70

Washington State 42 42 84

GAME 14 • Washington State at USC
12/31/10 3 p.m. at Galen Center (Los Angeles)

VISITORS: Washington State (10-4, 0-2)

		Total		3-Ptr		Rebounds												
##	Player	FG	FGA	FG	FGA	FT	FTA	Off	Def	Tot	PF	TP	A	TO	Blk	Stl	Min	
23	Casto, DeAngelo	f	8	11	0	0	2	2	2	6	8	1	18	0	1	1	34	
31	Lodwick, Abe	f	2	4	2	4	0	0	2	3	5	2	6	1	2	0	1	27
00	Capers, Marcus	g	2	3	0	1	0	0	0	2	2	1	4	0	0	0	0	26
01	Thompson, Klay	g	6	18	4	5	1	2	2	8	10	4	17	1	2	2	0	34
03	Moore, Reggie	g	2	11	0	2	3	3	0	0	0	2	7	1	0	0	0	37
11	Aden, Faisal		2	11	0	4	0	0	0	0	0	0	4	1	3	0	2	25
12	Motum, Brock		0	0	0	0	0	0	0	1	1	1	0	1	0	0	0	8
25	Winston, Jr., Dre'		0	0	0	0	0	0	0	0	0	0	0	0	0	0	0	3
44	Simon, Patrick		0	2	0	1	0	0	0	1	1	0	0	0	0	0	0	6
TEAM										2	1	3						
Totals.....			22	60	6	17	6	7	8	22	30	11	56	5	8	3	4	200

HOME TEAM: USC (9-6, 1-1)

		Total		3-Ptr		Rebounds												
#/	Player	FG	FGA	FG	FGA	FT	FTA	Off	Def	Tot	PF	TP	A	TO	Blk	Stl	Min	
01	Stephenson, Alex	f	5	9	0	0	4	6	4	6	10	2	14	1	2	0	0	36
05	Vucevic, Nikola	f	4	10	1	3	3	3	1	10	11	1	12	0	1	1	1	32
02	Fontan, Jio	g	4	9	1	3	0	2	1	1	2	1	9	1	0	0	0	37
10	Jones, Maurice	g	1	5	0	3	0	0	0	1	1	1	2	2	0	0	1	20
43	Simmons, Marcus	g	2	5	1	2	2	4	0	6	6	3	7	4	2	0	1	38
14	Smith, Donte		4	10	4	8	2	2	0	3	3	2	14	1	2	0	1	23
15	Jones, Bryce		0	1	0	0	0	0	0	0	0	0	0	0	0	0	0	2
33	Jackson, Garrett		1	2	0	0	0	0	1	0	1	1	2	1	1	0	0	12
TEAM								2		2					1			
Totals.....			21	51	7	19	11	17	9	27	36	11	60	10	9	1	4	200

Officials: Dick Cartmell, Michael Reed, Deron White

Technical fouls: Washington State-None. USC-None.

Attendance: 3581

Score by Periods 1st 2nd Total

Washington State 22 34 56

USC 26 34 60

GAME 16 • Oregon vs Washington State
1/8/11 7:30 p.m. at Beasley Coliseum (Pullman, Wash.)

VISITORS: Oregon (7-9



GAME 25 • California at Washington State

2/12/11 3 p.m. at Beasley Coliseum (Pullman, Wash.)

VISITORS: California (13-12, 6-7)

#	Player	Total		3-Ptr		FT	FTA	Rebounds			PF	TP	A TO	Blk	Stl	Min		
		FG	FGA	FG	FGA			Off	Def	Tot								
22	KAMP, Harper	f	7	15	0	2	3	4	3	6	9	2	17	0	7	0	36	
10	SANDERS-FRISON	c	2	6	0	0	0	0	3	2	5	5	4	1	2	1	4	26
02	GUTIERREZ, Jorge	g	5	16	3	7	6	6	0	3	3	3	19	3	1	0	34	
12	SMITH, Brandon	g	1	6	1	3	2	2	0	3	3	3	5	7	0	0	1	35
21	POWERS, Jeff	g	5	8	3	6	1	3	0	4	4	2	14	0	1	0	0	31
00	CARTER, Nigel		0	0	0	0	0	0	0	0	0	0	0	0	1	0	0	2
15	BAK, Bak		1	1	0	0	0	0	0	1	1	2	2	0	0	0	0	9
25	SOLOMON, Richard		3	5	0	0	1	2	1	6	7	3	7	0	2	2	1	15
31	MURRAY, Emerson		1	4	1	3	0	0	0	1	1	0	3	3	1	0	0	12
TEAM										5	2	7						
Totals.....			25	61	8	21	13	17	12	28	40	20	71	14	15	3	6	200

HOME TEAM: Washington State (17-8, 7-6)

#	Player	Total		3-Ptr		FT	FTA	Rebounds			PF	TP	A TO	Blk	Stl	Min	
		FG	FGA	FG	FGA			Off	Def	Tot							
23	Casto, DeAngelo	f	5	6	0	0	4	7	1	4	5	5	14	1	2	3	29
31	Lodwick, Abe	f	0	5	0	5	0	0	0	2	2	5	0	2	3	0	21
00	Capers, Marcus	g	0	2	0	0	0	0	1	1	2	0	0	1	0	0	16
01	Thompson, Klay	g	4	12	3	8	2	2	0	4	4	2	13	2	1	1	40
03	Moore, Reggie	g	3	5	1	3	4	6	0	5	5	2	11	2	3	0	37
11	Aden, Faisal	g	5	14	2	7	6	7	1	2	3	2	18	0	2	0	36
12	Motum, Brock	g	6	10	0	1	7	9	3	2	5	0	19	1	2	0	27
25	Winston, Jr., Dre'	g	0	0	0	0	0	0	0	0	0	0	0	0	1	0	2
40	Enquist, Charlie	g	0	0	0	0	0	0	0	0	0	1	0	0	0	0	1
44	Simon, Patrick	g	0	0	0	0	0	0	0	0	0	1	0	0	0	0	1
TEAM										2	6	8					
Totals.....		23	54	6	24	23	31	8	26	34	18	75	9	14	4	9	200

Officials: Frank Harvey, Scott Twardoski, Kurt Walker

Technical fouls: California-None. Washington State-TEAM.

Attendance: 7640

Score by Periods 1st 2nd Total

California 23 48 71

Washington State 25 50 75

GAME 27 • Washington State at Arizona State

2/19/11 Noon at Wells Fargo Arena (Tempe, Ariz.)

VISITORS: Washington State (17-10, 7-8)

#	Player	Total		3-Ptr		FT	FTA	Rebounds			PF	TP	A TO	Blk	Stl	Min		
		FG	FGA	FG	FGA			Off	Def	Tot								
12	Motum, Brock	f	2	6	0	0	1	2	1	1	2	1	5	0	1	0	14	
23	Casto, DeAngelo	f	4	7	0	0	4	8	4	6	10	3	12	1	4	2	32	
31	Lodwick, Abe	f	3	5	3	5	2	2	3	1	4	3	11	3	1	0	2	37
00	Capers, Marcus	g	0	0	0	0	1	2	2	2	4	2	1	3	2	0	1	20
03	Moore, Reggie	g	3	9	2	4	4	7	2	1	3	4	12	2	1	0	1	36
01	Thompson, Klay		11	28	4	12	2	2	3	3	6	2	28	3	5	0	1	34
05	Dilorio, Will		0	2	0	0	0	2	1	3	4	3	0	3	1	0	2	20
25	Winston, Jr., Dre'		0	0	0	0	0	0	0	0	0	0	0	0	0	0	0	3
44	Simon, Patrick		0	0	0	0	0	0	0	0	0	1	0	0	0	0	0	4
TEAM																		
Totals.....		23	57	9	21	14	25	16	17	33	19	69	15	15	2	8	200	

HOME TEAM: Arizona State (10-16, 2-12)

#	Player	Total		3-Ptr		FT	FTA	Rebounds			PF	TP	A TO	Blk	Stl	Min		
		FG	FGA	FG	FGA			Off	Def	Tot								
05	Cain, Kyle	f	3	3	0	0	0	1	5	6	3	6	1	2	1	0	27	
15	Creekmur, Chanse f	6	9	5	8	1	2	1	2	3	4	18	2	0	0	1	33	
01	Hawkins, Corey	g	1	6	1	5	0	0	1	2	3	3	3	6	3	0	29	
10	McMillan, Jamelle	g	3	8	1	6	1	1	0	3	3	1	8	2	3	0	34	
24	Lockett, Trent	g	6	10	1	1	7	9	1	7	8	4	20	2	5	1	0	33
00	Felix, Carrick		1	2	0	1	0	0	0	1	1	2	2	1	2	0	14	
13	Bachynski, Jordan		0	0	0	0	0	0	0	0	0	1	0	0	0	1	7	
21	King, Keala		2	6	1	3	5	6	0	4	4	3	10	2	1	0	2	17
23	Pateev, Ruslan		2	3	0	0	0	0	0	0	0	3	4	0	2	1	0	6
TEAM									2	1	3							
Totals.....			24	47	9	24	14	18	6	25	31	24	71	16	18	3	9	200

Officials: Deron White, Glen Mayberry, Kurt Walker

Technical fouls: Washington State-Casto, DeAngelo. Arizona State-King, Keala.

Attendance: 5153

Score by Periods 1st 2nd Total

Washington State 28 41 69

Arizona State 40 31 71

GAME 26 • Washington State at No. 12/13 Arizona

2/17/11 6:30 p.m. at McKale Center (Tucson, Ariz.)

VISITORS: Washington State (17-9, 7-7)

#	Player	Total		3-Ptr		FT	FTA	Rebounds			PF	TP	A	TO	Blk	Stl	Min	
		FG	FGA	FG	FGA			Off	Def	Tot								
12	Motum, Brock	f	1	4	0	1	2	2	3	3	6	1	4	2	2	0	17	
23	Casto, DeAngelo	f	5	9	0	0	4	4	3	3	6	3	14	3	3	1	35	
00	Capers, Marcus	g	2	2	0	0	0	0	1	1	2	1	4	0	1	0	28	
01	Thompson, Klay	g	11	24	5	8	3	4	1	4	5	3	30	2	5	0	38	
03	Moore, Reggie	g	4	10	0	2	2	4	1	2	3	4	10	1	0	0	33	
11	Aden, Faisal	g	1	4	0	1	0	1	0	0	0	1	2	1	1	0	28	
25	Winston, Jr., Dre'	g	0	0	0	0	0	0	0	0	0	0	0	0	0	0	1	3
31	Lodwick, Abe	g	2	6	2	6	0	0	1	3	4	5	6	3	0	0	0	26
44	Simon, Patrick	g	0	1	0	1	0	0	0	0	0	1	0	0	0	0	0	2
TEAM										2	2							
Totals.....			26	60	7	19	11	15	12	16	28	19	70	12	12	1	5	200

HOME TEAM: Arizona (22-4, 11-2)

#	Player		Total		3-Ptr		FT	FTA	Rebounds			PF	TP	A TO	Blk	Stl	Min		
			FG	FGA	FG	FGA			Off	Def	Tot								
23	Williams, Derrick	f	7	10	0	2	12	12	2	6	8	3	26	2	2	1	33		
33	Perry, Jesse	f	4	6	0	1	0	0	0	4	4	1	8	1	1	1	0	24	
44	Hill, Solomon	f	5	9	2	3	0	0	4	1	5	0	12	2	1	1	0	25	
12	Jones, Lamont	g	3	9	0	1	4	4	2	3	5	2	10	2	3	0	0	29	
21	Fogg, Kyle	g	2	5	1	3	4	6	0	5	5	2	9	7	1	0	2	33	
01	Natyazhko, Kyril		0	0	0	0	0	0	0	0	0	1	0	0	0	0	0	3	
03	Parrom, Kevin		1	2	1	1	2	2	1	2	3	1	5	1	1	1	1	17	
20	Mayes, Jordin		0	3	0	2	2	2	0	1	1	1	2	0	1	0	1	11	
24	Lavender, Brendon		0	2	0	1	0	0	0	0	0	0	0	0	1	1	0	7	
42	Horne, Jamelle		3	5	1	3	0	0	0	1	1	4	7	1	1	1	0	15	
50	Jacobson, Alex		0	1	0	0	0	0	0	0	0	0	0	0	0	0	0	3	
TEAM											1	2	3						
Totals.....			25	52	5	17	24	26	10	25	35	15	79	17	12	5	5	200	

Officials: Kevin Brill, Verne Harris, Bobby McRoy

Technical fouls: Washington State-None. Arizona-None.

Attendance: 14456

Score by Periods 1st 2nd Total